

**UNIVERSITY OF AGRICULTURAL SCIENCES, BENGALURU &  
INDIAN METEOROLOGICAL DEPARTMENT**



**GRAMIN KRISHI MAUSAM SEWA  
AMFU, OFRS, NAGANAHALLI,  
MYSURU - 570003**



Date: 21-03-2025

**AGRO-ADVISORY BULLETIN FOR CHAMARAJANAGARA DISTRICT**

**Issued jointly by, UAS, Bengaluru & Indian Meteorological Department**

**Past Weather Data**

<b>Parameter</b>	<b>18.03.2025</b>	<b>19.03.2025</b>	<b>20.03.2025</b>	<b>21.03.2025</b>
<b>Rainfall (mm)</b>	0	0	0	0
<b>Max. Temp. (°C)</b>	35.7	36.8	36.8	35.9
<b>Min. Temp. (°C)</b>	19.2	20.1	19.5	18.4
<b>Sky condition (Octas)</b>	-	-	-	-
<b>Relative humidity (%) 0830 hours</b>	83	80	73	71
<b>Relative humidity (%) 1730 hours</b>	-	-	-	-
<b>Wind Speed (km/h)</b>	-	-	-	-
<b>Wind Direction</b>	-	-	-	-

**Weather forecast for the next five days (From 22-03-2025 to 26-03-2025)**

<b>Parameter</b>	<b>22.03.2025</b>	<b>23.03.2025</b>	<b>24.03.2025</b>	<b>25.03.2025</b>	<b>26.03.2025</b>
<b>Rainfall (mm)</b>	2	3	3	2	0
<b>Max. Temp. (°C)</b>	36	35	35	35	35
<b>Min. Temp. (°C)</b>	18	17	17	17	18
<b>Sky condition (Octas)</b>	4	5	4	4	2
<b>Relative humidity (%) 0830 hours</b>	83	81	83	78	77
<b>Relative humidity (%) 1730 hours</b>	30	39	39	36	33
<b>Wind Speed (kmph)</b>	8	8	8	10	10
<b>Wind Direction</b>	165	158	158	154	173

**Forecast Summary**

As forecast received from IMD, partially cloudy sky with **very light rainfall** may be expected from 22.03.2025 to 26.03.2025 in Chamarajanagara district. The day temperature is expected to be 35-36°C & night temperature is expected 17-18°C. The relative humidity in the morning hours is expected to be 77-83% & afternoon relative humidity is expected to be in the range of 30-39 %. Wind speed expected to be 8-10 km/ hr.

**SMS Advisory**

A forecasted temperature for the next five days is 35-36°C. Farmers should irrigate crops adequately and use mulching to conserve soil moisture. Provide shade and sufficient drinking water for livestock to prevent heat stress. Very light rainfall aids in minimizing heat-related damage for crops.

Recommendations to the farmers:-			
Crop	Pest/Disease	Damage symptoms	Control measures
<b>General Advisory:</b>			
<ul style="list-style-type: none"> <li>• <b>Light rainfall</b> will retain soil moisture, despite providing <b>irrigation at proper intervals is essential</b> to prevent drought stress.</li> <li>• <b>Mulching</b> with straw, dry leaves, or plastic mulch will help retain soil moisture and reduce evaporation losses.</li> <li>• <b>Pest and Disease Monitoring:</b> Dry conditions favor <b>thrips, mites, aphids</b>, and other sucking pests—regularly monitor crops and use biological or recommended chemical controls if necessary.</li> <li>• <b>Drip Irrigation or Sprinkler System:</b> Efficient water management through <b>drip or sprinkler irrigation</b> is advised to optimize water usage.</li> <li>• <b>For harvested Crops:</b> Proper drying and <b>moisture management</b> should be ensured before storage to <b>prevent fungal and insect infestations</b>.</li> </ul>			

Weather based advisory		
Crop	Stage	Advisory
<b>Paddy</b>	Nursery to transplanting	Frequent light irrigation is necessary to maintain moisture. Use alternate wetting and drying irrigation to optimize water use. Provide shade to nursery beds to reduce heat stress.
<b>Maize</b>	Vegetative stage	Apply irrigation at regular intervals to prevent moisture stress. Mulching with crop residues will help in conserving soil moisture. Avoid heavy irrigation to prevent waterlogging.
<b>Tomato</b>	Vegetative stage	High temperature can lead to flower drop. Apply light irrigation during early morning or evening hours. Mulching is recommended to maintain soil moisture.
<b>Cabbage, Cauliflower</b>	Harvesting stage	Harvest crops early in the morning to avoid heat stress. Store harvested produce in a cool and shaded area to maintain freshness.
<b>Bean, Field Bean</b>	Harvesting stage	Complete harvesting before peak temperatures to maintain quality. Sun-dry harvested produce properly to avoid fungal infection due to humidity changes.
<b>Chilli</b>	Fruit formation stage	High temperatures can cause fruit drop. Maintain proper irrigation and mulch around plants to reduce soil temperature and moisture loss. Provide shade nets if required.
<b>Banana</b>	Fruit development stage	Frequent light irrigation is needed to prevent fruit shrinkage. Apply organic mulches to retain soil moisture. Provide support to prevent plant lodging due to heat stress.
<b>Vegetable crops</b>	Various stages	Ensure adequate irrigation. Use mulching to reduce soil temperature. Monitor crops for pests such as mites and thrips, which increase under high temperatures.

Livestock, Poultry, and Sericulture Advisory (Very light Rainfall & High Temperature)	
Sector	Weather-Based Advisory
<b>Livestock</b>	Ensure proper shade and ventilation in animal sheds. Provide ample clean drinking water. Avoid grazing during peak heat hours. Provide mineral supplements to prevent heat stress.
<b>Poultry</b>	High temperatures may lead to heat stress, affecting egg production and bird health. Maintain proper ventilation in poultry sheds. Provide cool drinking water with electrolytes. Reduce feed quantity in the daytime and provide more during cooler hours.
<b>Sericulture</b>	High temperatures can stress silkworms. Maintain humidity by sprinkling water in

rearing rooms. Provide proper aeration and shade to protect mulberry plants from heat stress.

### Moisture Conservation Practices and Summer Ploughing Advisory

Practice	Weather-Based Advisory
<b>Mulching</b>	Apply dry leaves, paddy straw, or organic waste around plants to reduce evaporation losses and soil temperature.
<b>Summer Ploughing</b>	Since rainfall is absent, conduct deep summer ploughing to expose soil-borne pests and improve aeration. It also helps in better moisture retention for the next season.
<b>Irrigation Management</b>	Follow drip irrigation or sprinkler irrigation to conserve water. Irrigate during early morning or evening hours to minimize evaporation losses.
<b>Shading Measures</b>	For young plants and nurseries, use shade nets or temporary structures to reduce direct heat impact.

### Sugarcane trash management

- **Composting:** Convert trash into organic manure.
- **Mulching:** Use as mulch to conserve moisture and suppress weeds.
- **Bio-decomposer:** Spray bio-decomposers (e.g., *Trichoderma*, *Pseudomonas*) on trash piles to accelerate decomposition.
- **Soil Incorporation:** Shred and plow trash into the soil.
- **Vermicomposting:** Use in vermiculture for nutrient-rich compost.
- **Animal Bedding:** Use for livestock, later as manure.
- **Avoid Burning:** Opt for sustainable disposal methods.

### Recommendation to farmers

#### Crop specific advisory:

Crop	Stage	Advisory
<b>Maize fall army worm</b>	Vegetative stage	<ul style="list-style-type: none"> <li>✓ Handpick and destroy egg masses and larvae.</li> <li>✓ Use predators like <i>Trichogramma pretiosum</i> or parasitoids like <i>Telenomus remus</i>.</li> <li>✓ Apply <i>Metarhizium anisopliae</i> or <i>Beauveria bassiana</i>.</li> <li>✓ Spray Chlorantraniliprole 18.5% SC @ 0.4 ml/l or Emamectin benzoate 5% SG @ 0.4 g/l. Avoid excessive nitrogen application.</li> </ul>
<b>Coconut rugose whitefly</b>	Vegetative stage	<ul style="list-style-type: none"> <li>✓ Prune and burn infested leaves.</li> <li>✓ Release <i>Encarsia guadeloupae</i> parasitoids. Conserve natural predators like ladybird beetles (<i>Cryptolaemus montrouzieri</i>).</li> <li>✓ Spray Neem oil 1% or use Acephate 75 SP @ 1 g/l as a spot application if infestation is severe.</li> </ul>
<b>Chilli leaf curl virus</b>	Vegetative stage	<ul style="list-style-type: none"> <li>✓ Use virus-free seeds and resistant varieties. Maintain proper spacing and avoid overlapping.</li> <li>✓ Remove and destroy infected plants. Use yellow sticky traps to monitor whitefly populations.</li> <li>✓ Spray Imidacloprid 17.8% SL @ 0.5 ml/l or Thiamethoxam 25 WG @ 0.3 g/l.</li> </ul>
<b>Cabbage diamond back moth</b>	Head stage	<ul style="list-style-type: none"> <li>• Spray DDVP 76 EC. @0.5 ml./lit water in nursery.</li> <li>• 15 days before transplanting around the main field and every 25 rows of cabbage one row of mustard sowing, 15 to 20 days after cabbage planting another row of mustard sowing. Mustard as trap crop. Spray on mustard with 0.5 ml. DDVP</li> </ul>

		<p>in a lit. water.</p> <ul style="list-style-type: none"> <li>• During head formation, spray 5 per cent NSKE.</li> <li>• Birdpurchases may be provided to attract predatory birds.</li> </ul>
<b>Bean Pod borer</b>	Pod formation stage	Spray 2.0 ml. Malathion 50 EC./ lit. water.
<b>Tomato Early and late blight of tomato</b>	Fruiting stage	<p>For late blight of tomato 15 days prior to transplanting Trichoderma and Pseudomonas enriched compost may be incorporated to the soil. For early blight control spray 2.0 g. Mancozeb 75 WP OR 2.0 g. Maneb OR 2.0 g. Metalaxyl- MZ 72WP. OR 2.0 g. Dimethomorph + polyram/lit. water. For control of late blight spray 2.0 g. Metalaxyl - MZ 72WP. OR 2.0 g. Fosetyl al 80 WP OR 2.0 g. Dimethomorph + polyram in a lit. water, 5 weeks after transplanting. Repeat the spray 7th, 9th and 11th weeks after transplanting. 200- 250 lit. spray solution required/acre/spray.</p>
<b>Banana Leaf spot (Cigatoka)</b>	Fruit development	<p>In endemic areas grow resistant banana variety - Sakkare bale. At the time of planting the rhizomes may treated with any one of the Fungicides /lit. water a)Propiconazole 25 EC.- 1.0 ml. b)Theiophenate methyl 70 Wdiv.- 1.0 g. c)Carbendazim 50 Wdiv.- 1.0 g. d)Metham Sodium (Vapom) - 1.0 g. In Mashy area provide drainage.</p>
<b>Field bean pod borer</b>	Pod development	<p>Dust 10 kg. Fenvalrate 0.4 D. OR Malathion 5 D. per acre during morning hours.</p>

**Block level weather forecast (From 22-03-2025 to 26-03-2025)**

**Chamarajanagara**

<b>Parameter</b>	<b>22.03.2025</b>	<b>23.03.2025</b>	<b>24.03.2025</b>	<b>25.03.2025</b>	<b>26.03.2025</b>
<b>Rainfall (mm)</b>	0	5	3.2	6.6	0
<b>Max. temp (°C)</b>	32.6	31.2	30.5	32	32.6
<b>Min.Temp (°C)</b>	20.6	20.7	20.8	20.6	21.2
<b>Sky condition (Octas)</b>	2	3	3	2	2
<b>Relative humidity (%) 0830 hours</b>	91.2	88.1	85.2	80.1	80.3
<b>Relative humidity (%) 1730 hours</b>	38	41.2	39.3	34.7	33.9
<b>Wind Speed (kmph)</b>	6.4	6.4	6.4	5.8	4.8
<b>Wind Direction</b>	153.5	153.5	153.5	158.2	153.5

**Gundlupete**

<b>Parameter</b>	<b>22.03.2025</b>	<b>23.03.2025</b>	<b>24.03.2025</b>	<b>25.03.2025</b>	<b>26.03.2025</b>
<b>Rainfall (mm)</b>	0.4	3.1	3	0.8	0
<b>Max. temp (°C)</b>	32.9	31.7	30.5	32	32.7
<b>Min.Temp (°C)</b>	20	20.2	20.2	20.2	20.7
<b>Sky condition (Octas)</b>	3	3	2	1	2
<b>Relative humidity (%) 0830 hours</b>	84.1	83.6	78.6	73	77.5
<b>Relative humidity (%) 1730 hours</b>	34.2	36	37.6	33.2	31.7
<b>Wind Speed (kmph)</b>	3.9	3.4	4.3	3.6	3.2
<b>Wind Direction</b>	158.2	161.6	155.6	174.3	90

**Kollegala**

<b>Parameter</b>	<b>22.03.2025</b>	<b>23.03.2025</b>	<b>24.03.2025</b>	<b>25.03.2025</b>	<b>26.03.2025</b>
<b>Rainfall (mm)</b>	0	3.6	4	2.9	0
<b>Max. temp (°C)</b>	34.2	32.5	32.2	33.6	34.4
<b>Min.Temp (°C)</b>	21.6	21.9	21.9	21.9	22.6
<b>Sky condition (Octas)</b>	3	3	2	1	2
<b>Relative humidity (%) 0830 hours</b>	78	77.6	79.4	74.7	68.8
<b>Relative humidity (%) 1730 hours</b>	33	38.9	34.4	31	29
<b>Wind Speed (kmph)</b>	4.1	4.2	3.2	3	3.3
<b>Wind Direction</b>	164.8	160.1	153.5	166	167.5

**Yelandur**

<b>Parameter</b>	<b>22.03.2025</b>	<b>23.03.2025</b>	<b>24.03.2025</b>	<b>25.03.2025</b>	<b>26.03.2025</b>
<b>Rainfall (mm)</b>	0.1	3.1	4.2	4.4	0
<b>Max. temp (°C)</b>	33.9	32.5	32.1	33.2	34.1
<b>Min.Temp (°C)</b>	21.2	21.5	21.6	21.6	22.2
<b>Sky condition (Octas)</b>	3	3	2	1	2
<b>Relative humidity (%) 0830 hours</b>	84.9	84.1	79.8	74.2	73.1
<b>Relative humidity (%) 1730 hours</b>	34.8	40.5	35.4	32	29.7
<b>Wind Speed (kmph)</b>	4.6	4.2	3.5	3.3	3.3
<b>Wind Direction</b>	161.6	160.1	156.1	167.5	167.5

**Hanur**

<b>Parameter</b>	<b>22.03.2025</b>	<b>23.03.2025</b>	<b>24.03.2025</b>	<b>25.03.2025</b>	<b>26.03.2025</b>
<b>Rainfall (mm)</b>	0.8	9.1	8.4	2.6	0
<b>Max. temp (°C)</b>	32.7	30.7	30.2	32.1	32.8
<b>Min.Temp (°C)</b>	20.5	20.7	20.8	20.9	21.2

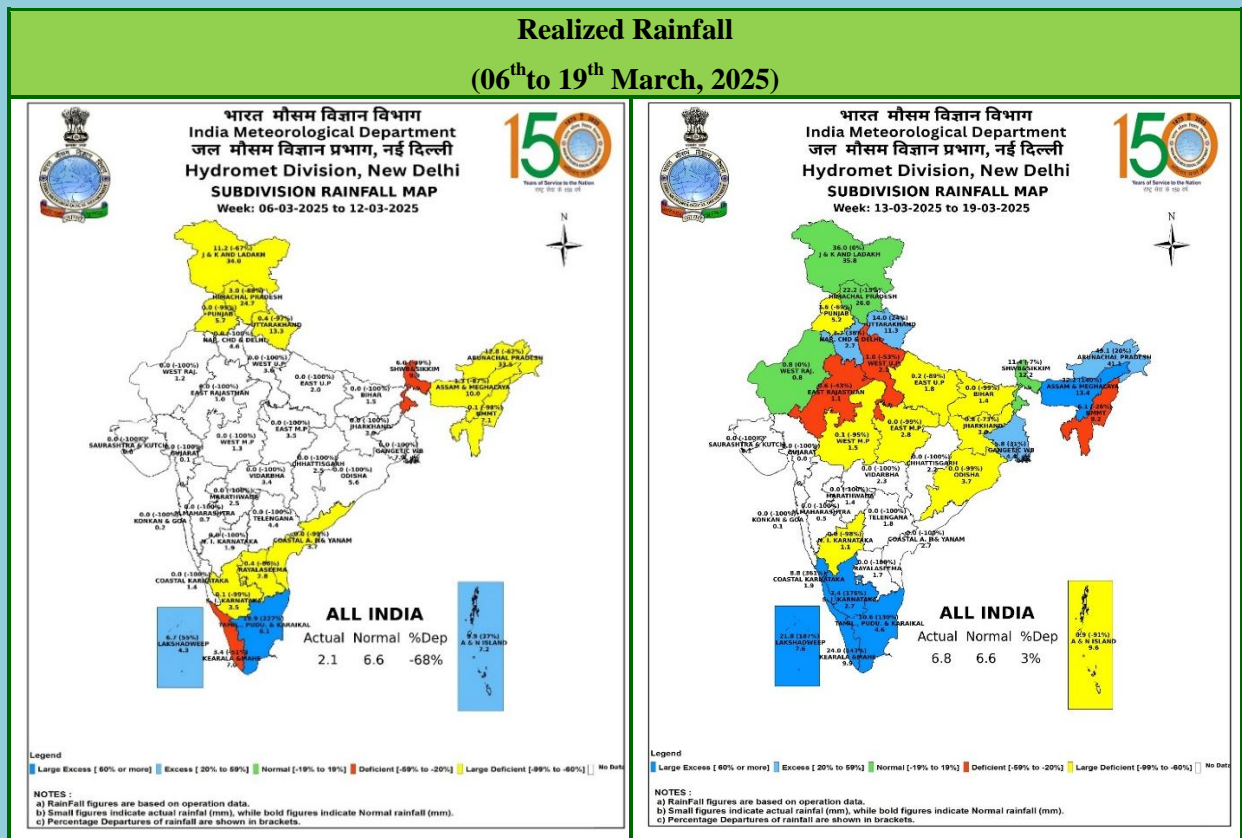
<b>Sky condition (Octas)</b>	2	4	3	2	2
<b>Relative humidity (%) 0830 hours</b>	85.6	83	80.7	76.8	74.8
<b>Relative humidity (%) 1730 hours</b>	36.6	40.6	39.4	33	30.1
<b>Wind Speed (kmph)</b>	3.5	5.2	3.8	3	3.1
<b>Wind Direction</b>	156.1	164.1	163.3	166	159.5

- Download “**DAMINI**” app to get early warning on lightening and take precautions based on the alert given by the application.
- Kindly download “**MAUSAM**” APP for location specific forecast & warning & “**MEGHDOOT**” APP for Agromet advisory
- This information is available in the website: [mausam.imd.gov.in](http://mausam.imd.gov.in)

For any information farmers can contact **Dr. C. Ramachandra**, Senior Farm Superintendent/  
**Dr. Sumanth Kumar.G.V**, Technical officer over phone No. 0821-259126/ 9535345814.

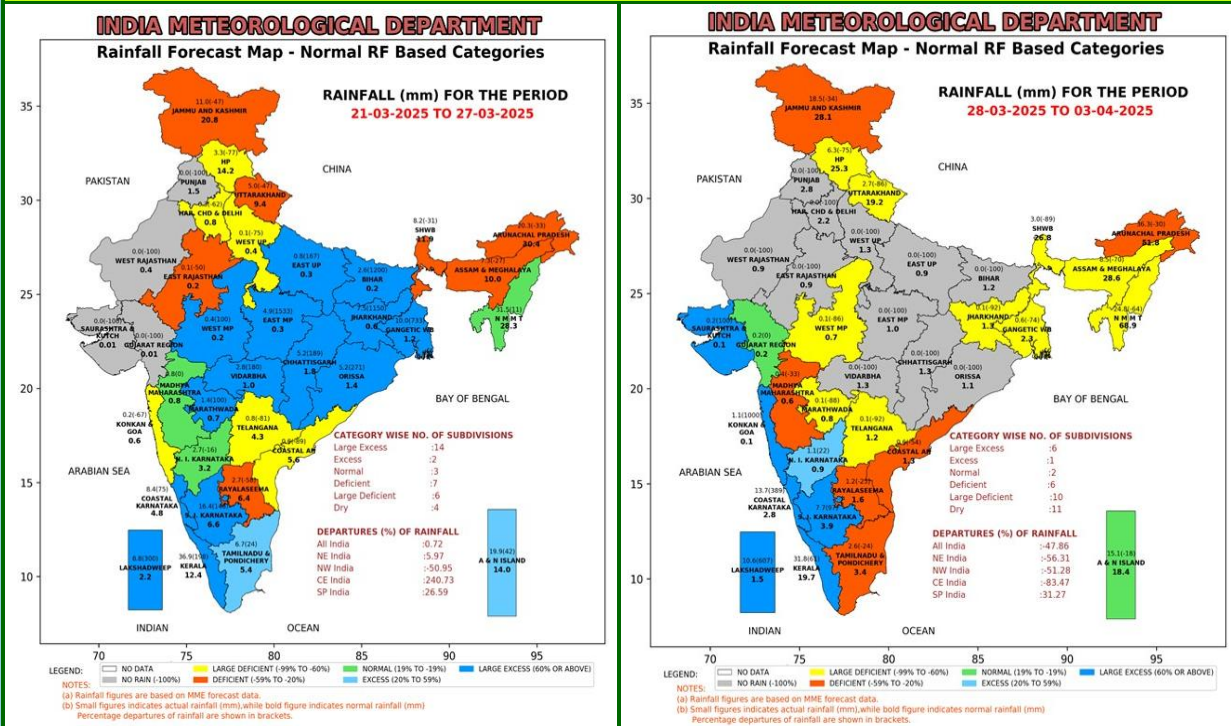
**AMFU of IMD,  
Naganahalli, Mysuru**

वास्तविक वर्षा तथा विस्तारित अवधि पूर्वानुमान  
**Realized Rainfall and Extended Range Forecast**  
(वर्षा और तापमान)  
(Rainfall and Temperature)



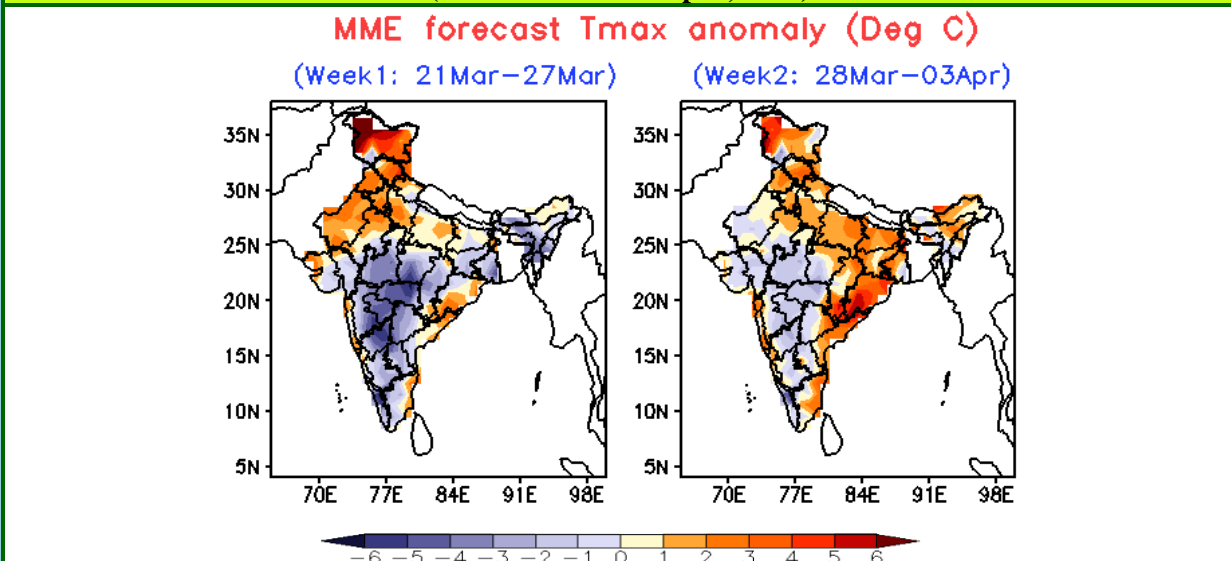
## Extended Range Forecast System

### Rainfall forecast maps for the next 2 weeks (IC- 19<sup>th</sup> March, 2025) (21<sup>st</sup> March to 03<sup>rd</sup> April, 2025)



- **Week 1 (21.03.2025 to 27.03.2025):** Rainfall is likely to be above normal over Kerala, Karnataka, Gangetic West Bengal and Jharkhand. Rainfall activity is also likely over many parts of East and North East India, Jammu & Kashmir, Himachal Pradesh, some parts of Tamil Nadu and Chhattisgarh.
- **Week 2 (28.03.2025 to 03.04.2025):** Rainfall is likely to be above normal over Kerala and Karnataka. Rainfall activity is also likely over North East India, Jammu & Kashmir and Himachal Pradesh.

### Maximum and Minimum temperature anomaly (°C) forecast for the next 2 weeks (IC- 19<sup>th</sup> March, 2025) (21<sup>st</sup> March to 03<sup>rd</sup> April, 2025)

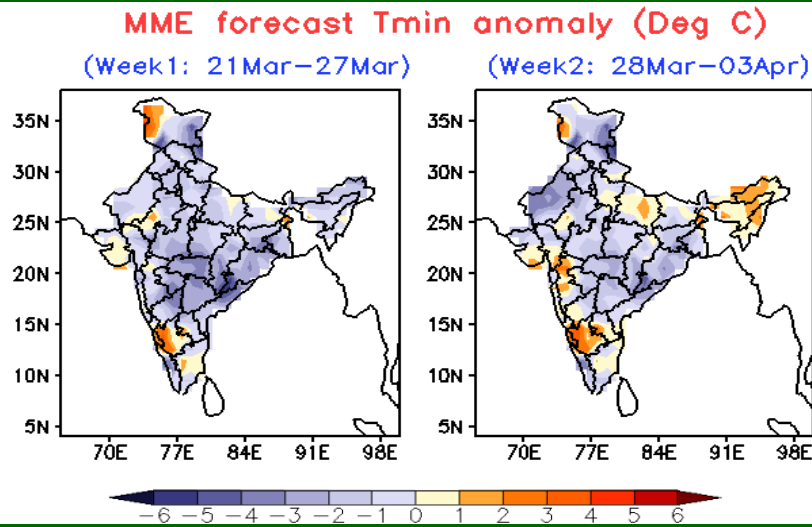


#### Maximum Temperature (Tmax)

- **Week 1 (21.03.2025 to 27.03.2025):** Maximum temperature is likely to be above normal over North West India, Konkan-Goa, Odisha, coastal regions of Coastal Andhra Pradesh

and Tamil Nadu. However, it is likely to be below normal over Central India, many parts of West India and South India.

- **Week 2 (28.03.2025 to 03.04.2025):** Maximum temperature is likely to be above normal over North West India, East India, North East India, Konkan-Goa, Chhattisgarh, Coastal Andhra Pradesh and Tamil Nadu. However, it is likely to be below normal over many parts of Central India and parts of South India.



#### Minimum Temperature (Tmin)

- **Week 1 (21.03.2025 to 27.03.2025):** Minimum temperature is likely to be below normal over most parts of the country and below normal over parts of Karnataka.
- **Week 2 (28.03.2025 to 03.04.2025):** Minimum temperature is likely to be below normal over many parts of the country. However, it is likely to be above normal over North East India and parts of East Uttar Pradesh, Madhya Maharashtra, Karnataka and Gujarat.