

**UNIVERSITY OF AGRICULTURAL SCIENCES, BENGALURU &
INDIAN METEOROLOGICAL DEPARTMENT**



**GRAMIN KRISHI MAUSAM SEWA
AMFU, OFRS, NAGANAHALLI,
MYSURU - 570003**



Date:04-03-2025

AGRO-ADVISORY BULLETIN FOR MANDYA DISTRICT
Issued jointly by, UAS, Bengaluru & Indian Meteorological Department

Past Weather Data

Parameter	01.03.2025	02.03.2025	03.03.2025	04.03.2025
Rainfall (mm)	0	0	0	0
Max. Temp. (°C)	3.4	33.6	34.6	34
Min. Temp. (°C)	1.9	0	21.7	18.6
Sky condition (Octas)	4	6	8	-
Relative humidity (%) 0830 hours	69	80	81	75
Relative humidity (%) 1730 hours	-	53	-	43
Wind Speed (km/h)	8	4	4	-
Wind Direction	90	230	180	-

Weather forecast for the next five days (From 05-03-2025 to 09-03-2025)

Parameter	05.03.2025	06.03.2025	07.03.2025	08.03.2025	09.03.2025
Rainfall (mm)	0	0	0	0	0
Max. temp (°C)	34	34	34	34	35
Min.Temp (°C)	19	19	19	19	19
Sky condition (Octas)	3	4	2	1	1
Relative humidity (%) 0830 hours	67	70	74	74	75
Relative humidity (%) 1730 hours	42	41	42	44	43
Wind Speed (kmph)	10	10	8	10	10
Wind Direction	140	90	203	201	200

Forecast Summary

As forecast received from IMD, cloudy sky with **no rainfall** may be expected from 05.03.2025 to 09.03.2025 in Mandya district. The day temperature is expected to be 34-35°C & night temperature is expected to be 19°C. The relative humidity in the morning hours is expected to be 67% to 75% & afternoon relative humidity is expected to be in the range of 41-44% Wind speed expected to be 8-10 km/ hr.

SMS Advisory

A forecasted temperature for the next five days is 35-36°C. Farmers should irrigate crops adequately and use mulching to conserve soil moisture. Provide shade and sufficient drinking water for livestock to prevent heat stress. Ventilation in polyhouses and shaded structures for horticultural crops will help minimize heat-related damage.

Recommendations to the farmers:-

Crop	Pest/Disease	Damage symptoms	Control measures
General Advisory:			
<ul style="list-style-type: none">• No rainfall for the next 5 days will increase soil moisture loss, so irrigation at proper intervals is essential to prevent drought stress.• Mulching with straw, dry leaves, or plastic mulch will help retain soil moisture and reduce evaporation losses.• Pest and Disease Monitoring: Dry conditions favor thrips, mites, aphids, and other sucking pests—regularly monitor crops and use biological or recommended chemical controls if necessary.• Drip Irrigation or Sprinkler System: Efficient water management through drip or sprinkler irrigation is advised to optimize water usage.• For Harvested Crops: Proper drying and moisture management should be ensured before storage to prevent fungal and insect infestations.			

Weather based advisory

Crop	Stage	Advisory
Paddy	Nursery to transplanting	Frequent light irrigation is necessary to maintain moisture. Use alternate wetting and drying irrigation to optimize water use. Provide shade to nursery beds to reduce heat stress.
Maize	Vegetative stage	Apply irrigation at regular intervals to prevent moisture stress. Mulching with crop residues will help in conserving soil moisture. Avoid heavy irrigation to prevent waterlogging.
Tomato	Vegetative stage	High temperature can lead to flower drop. Apply light irrigation during early morning or evening hours. Mulching is recommended to maintain soil moisture.
Cabbage, Cauliflower	Harvesting stage	Harvest crops early in the morning to avoid heat stress. Store harvested produce in a cool and shaded area to maintain freshness.
Bean, Field Bean	Harvesting stage	Complete harvesting before peak temperatures to maintain quality. Sun-dry harvested produce properly to avoid fungal infection due to humidity changes.
Chilli	Fruit formation stage	High temperatures can cause fruit drop. Maintain proper irrigation and mulch around plants to reduce soil temperature and moisture loss. Provide shade nets if required.
Banana	Fruit development stage	Frequent light irrigation is needed to prevent fruit shrinkage. Apply organic mulches to retain soil moisture. Provide support to prevent plant lodging due to heat stress.
Vegetable crops	Various stages	Ensure adequate irrigation. Use mulching to reduce soil temperature. Monitor crops for pests such as mites and thrips, which increase under high temperatures.

Livestock, Poultry, and Sericulture Advisory (No Rainfall & High Temperature)	
Sector	Weather-Based Advisory
Livestock	Ensure proper shade and ventilation in animal sheds. Provide ample clean drinking water. Avoid grazing during peak heat hours. Provide mineral supplements to prevent heat stress.
Poultry	High temperatures may lead to heat stress, affecting egg production and bird health. Maintain proper ventilation in poultry sheds. Provide cool drinking water with electrolytes. Reduce feed quantity in the daytime and provide more during cooler hours.
Sericulture	High temperatures can stress silkworms. Maintain humidity by sprinkling water in rearing rooms. Provide proper aeration and shade to protect mulberry plants from heat stress.

Moisture Conservation Practices and Summer Ploughing Advisory	
Practice	Weather-Based Advisory
Mulching	Apply dry leaves, paddy straw, or organic waste around plants to reduce evaporation losses and soil temperature.
Summer Ploughing	Since rainfall is absent, conduct deep summer ploughing to expose soil-borne pests and improve aeration. It also helps in better moisture retention for the next season.
Irrigation Management	Follow drip irrigation or sprinkler irrigation to conserve water. Irrigate during early morning or evening hours to minimize evaporation losses.
Shading Measures	For young plants and nurseries, use shade nets or temporary structures to reduce direct heat impact.

Sugarcane trash management
<ul style="list-style-type: none"> ➤ Composting: Convert trash into organic manure. ➤ Mulching: Use as mulch to conserve moisture and suppress weeds. ➤ Bio-decomposer: Spray bio-decomposers (e.g., <i>Trichoderma</i>, <i>Pseudomonas</i>) on trash piles to accelerate decomposition. ➤ Soil Incorporation: Shred and plow trash into the soil. ➤ Vermicomposting: Use in vermiculture for nutrient-rich compost. ➤ Animal Bedding: Use for livestock, later as manure. ➤ Avoid Burning: Opt for sustainable disposal methods.

Recommendation to farmers		
Crop specific advisory:		
Crop	Stage	Advisory
Cabbage diamond back moth	Head stage	<ul style="list-style-type: none"> • Spray DDVP 76 EC. @0.5 ml./lit water in nursery. • 15 days before transplanting around the main field and every 25 rows of cabbage one row of mustard sowing, 15 to 20 days after cabbage planting another row of mustard sowing. Mustard as trap crop. Spray on mustard with 0.5 ml. DDVP in a lit. water. • During head formation, spray 5 per cent NSKE . • Birdpurches may be provided to attract predatory birds.
Chilli	Vegetative	

Tomato whiteflies	Fruiting stage	Spray 1.0ml.Oxydemeton methyl 25 EC in a lit. water.
Bean Pod borer	Pod formation stage	Spray 2.0 ml. Malathion 50 EC./ lit. water .
Tomato Early and late blight of tomato	Fruiting stage	For late blight of tomato 15 days prior to transplanting Trichoderma and Pseudomonas enriched compost may be incorporated to the soil. For early blight control spray 2.0 g. Mancozeb 75 WP OR 2.0 g. Maneb OR 2.0 g. Metalaxyl- MZ 72WP. OR 2.0 g. Dimethomorph + polyram/lit. water. For control of late blight spray 2.0 g. Metalaxyl - MZ 72WP. OR 2.0 g. Fosetyl al 80 WP OR 2.0 g. Dimethomorph + polyram in a lit. water, 5 weeks after transplanting. Repeat the spray 7th, 9th and 11th weeks after transplanting. 200- 250 lit. spray solution required/acre/spray.
Banana Leaf spot (sigatoka)	Fruit development	In endemic areas grow resistant banana variety - Sakkare bale. At the time of planting the rhizomes may treated with any one of the Fungicides /lit. water a)Propiconazole 25 EC.- 1.0 ml. b)Theiophenate methyl 70 Wdiv.- 1.0 g. c)Carbendazim 50 Wdiv.- 1.0 g. d)Metham Sodium (Vapom) - 1.0 g. In Mashy area provide drainage.
Field bean pod borer	Pod development	Dust 10 kg. Fenvalrate 0.4 D. OR Malathion 5 D. per acre during morning hours.

Block level weather forecast (From 05-03-2025 to 09-03-2025)					
Krishnarajpet					
Parameter	05.03.2025	06.03.2025	07.03.2025	08.03.2025	09.03.2025
Rainfall (mm)	0	0	0	0	0
Max. temp (°C)	34.4	33.9	33.9	33.9	33.9
Min.Temp (°C)	20.1	19.9	19.6	19.4	19.2
Sky condition (Octas)	6	6	3	3	2
Relative humidity (%) 0830 hours	67	75.9	80.2	79.5	81.4
Relative humidity (%) 1730 hours	24.7	22.8	24.3	22.2	22.1
Wind Speed (kmph)	2.4	3.1	3.4	3.3	3.1
Wind Direction	116.6	215.5	198.4	186.3	225

Maddur

Parameter	05.03.2025	06.03.2025	07.03.2025	08.03.2025	09.03.2025
Rainfall (mm)	0	0	0	0	0
Max. temp (°C)	35.9	35.2	35.4	35.2	35.1
Min.Temp (°C)	20.6	20.2	20.2	19.9	20
Sky condition (Octas)	7	6	4	2	1
Relative humidity (%) 0830 hours	77.4	70.3	71.3	67.6	70.1
Relative humidity (%) 1730 hours	27	24.4	20.6	21.4	19.9
Wind Speed (kmph)	0.5	5.2	3.6	3.4	3.2
Wind Direction	225	213.7	216.8	212	206.5

Malvalli

Parameter	05.03.2025	06.03.2025	07.03.2025	08.03.2025	09.03.2025
Rainfall (mm)	0	0	0	0	0
Max. temp (°C)	35.7	35.1	35.4	35.5	35.2
Min.Temp (°C)	20.8	20.4	20.5	20.4	20.1
Sky condition (Octas)	7	6	3	2	1
Relative humidity (%) 0830 hours	71.9	68.4	68.6	69.2	70.7
Relative humidity (%) 1730 hours	26.3	25.1	21.9	22.4	21.6
Wind Speed (kmph)	0.7	4.7	3.8	3	2.4
Wind Direction	90	212.4	221.2	194	206.5

Mandya

Parameter	05.03.2025	06.03.2025	07.03.2025	08.03.2025	09.03.2025
Rainfall (mm)	0	0	0	0	0
Max. temp (°C)	35.5	34.6	34.9	35	34.9
Min.Temp (°C)	20.5	20.4	19.9	19.8	20
Sky condition (Octas)	7	7	4	2	2
Relative humidity (%) 0830 hours	80.3	76.3	73.2	75.3	72.3
Relative humidity (%) 1730 hours	28.2	24.3	21	21.9	19.5
Wind Speed (kmph)	1.5	5.1	4.3	4.4	3.4
Wind Direction	166	225	221.6	215	212

Nagamangala

Parameter	05.03.2025	06.03.2025	07.03.2025	08.03.2025	09.03.2025
Rainfall (mm)	0	0	0	0	0
Max. temp (°C)	34.6	34.1	34	34.1	34.1
Min.Temp (°C)	20.2	20.1	19.9	19.5	19.1
Sky condition (Octas)	6	6	4	2	2
Relative humidity (%) 0830 hours	67.3	59.7	68.1	67.5	74.9
Relative humidity (%) 1730 hours	23.7	20	21.4	18.8	20
Wind Speed (kmph)	2.6	4.2	5.4	4	4.1
Wind Direction	146.3	210.9	199.6	190.3	195.2

Pandavapura

Parameter	05.03.2025	06.03.2025	07.03.2025	08.03.2025	09.03.2025
Rainfall (mm)	0	0	0	0	0
Max. temp (°C)	35.2	34.4	34.7	34.8	34.6
Min.Temp (°C)	20.4	20.2	20	19.8	19.9
Sky condition (Octas)	7	7	4	2	2
Relative humidity (%) 0830 hours	74.8	78	75.4	79.2	75.6
Relative humidity (%) 1730 hours	27.4	22.7	24.1	23.7	23
Wind Speed (kmph)	1.8	4.7	4.7	4	3.6
Wind Direction	90	237.5	212.4	206.5	216.8

Shrirangapattana

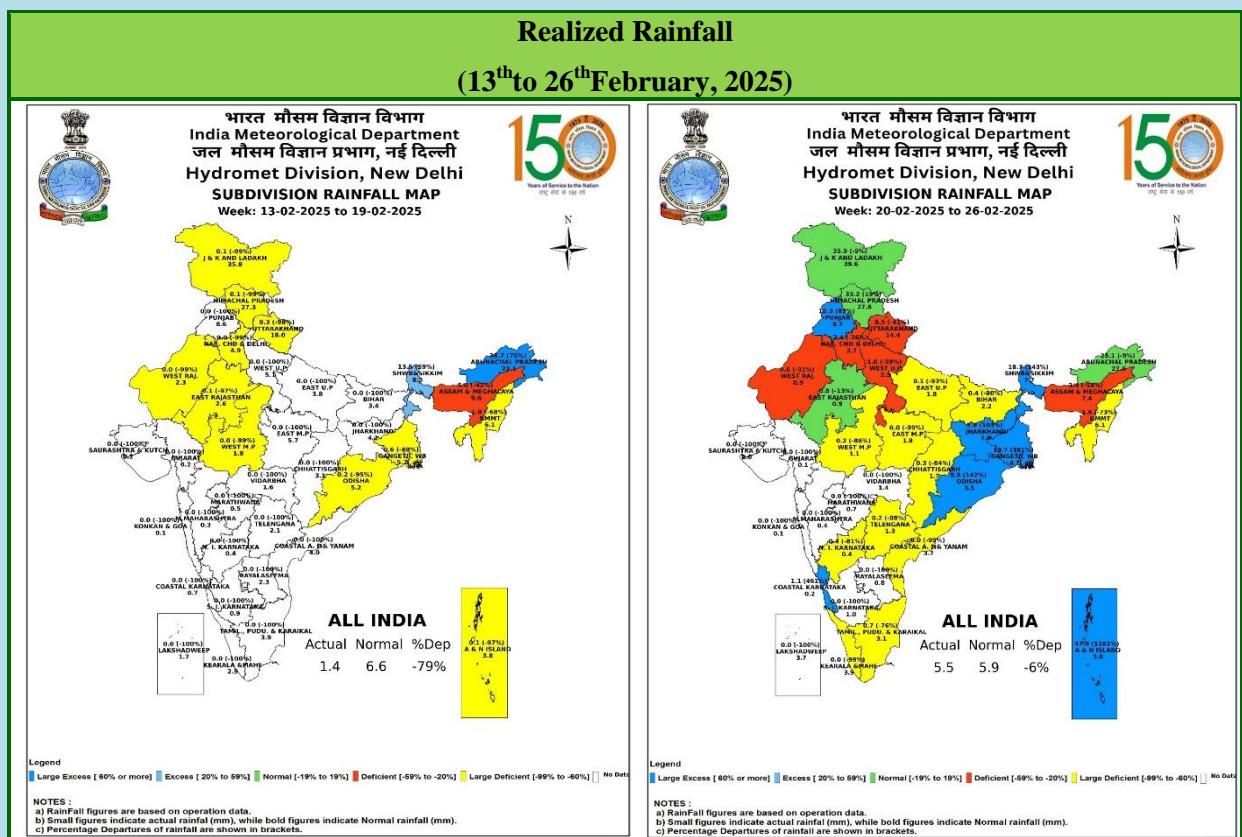
Parameter	05.03.2025	06.03.2025	07.03.2025	08.03.2025	09.03.2025
Rainfall (mm)	0	0	0	0	0
Max. temp (°C)	35.1	34.5	34.7	34.8	34.7
Min.Temp (°C)	20.6	20.1	20.1	20.2	20.1
Sky condition (Octas)	7	7	4	2	2
Relative humidity (%) 0830 hours	74.4	80.9	85.1	84.4	78.1
Relative humidity (%) 1730 hours	28.3	22.4	23.8	23.1	22.8
Wind Speed (kmph)	2.3	4.1	4.8	4	4.3
Wind Direction	198.4	232.1	222	206.5	221.6

- Download “**DAMINI**” app to get early warning on lightening and take precautions based on the alert given by the application.
- Kindly download “**MAUSAM**” APP for location specific forecast & warning & “**MEGHDOOT**” APP for Agromet advisory
- This information is available in the website: mausam.imd.gov.in

For any information farmers can contact **Dr.C.Ramachandra**, Senior Farm Superintendent/ **Dr. Sumanth Kumar.G.V**, Technical officer over phone No.0821-259126/ 9535345814.

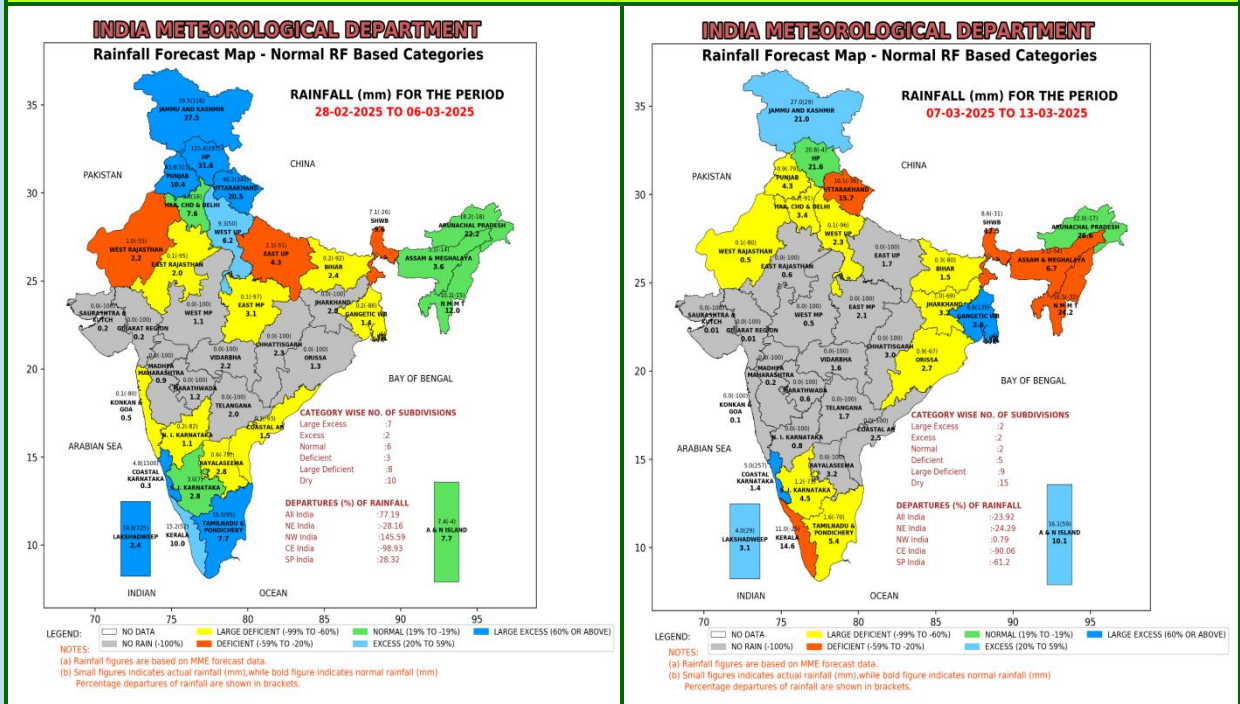
AMFU of IMD, Naganahalli, Mysuru

वास्तविक वर्षा तथा विस्तारित अवधि पूर्वानुमान
Realized Rainfall and Extended Range Forecast
 (वर्षा और तापमान)
 (Rainfall and Temperature)



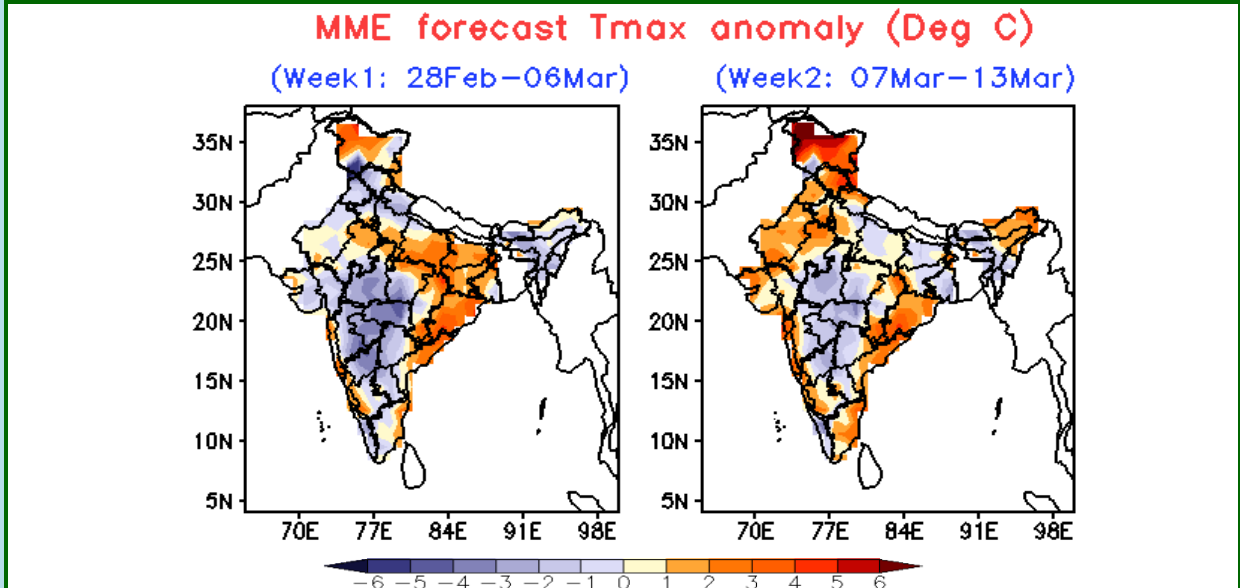
Extended Range Forecast System

Rainfall forecast maps for the next 2 weeks (IC- 26thFebruary,2025) (28thFebruary to 13thMarch, 2025)



- **Week1(28.02.2025 to 06.03.2025):**Rainfall is likely to be above normal over Jammu & Kashmir, Himachal Pradesh, Uttarakhand and Punjab. Rainfall activity is also likely over Haryana, West Uttar Pradesh, Arunachal Pradesh, Nagaland Manipur Mizoram & Tripura and Kerala.
- **Week 2 (07.03.2025 to 13.03.2025):**Rainfall is likely to be above normal over Jammu & Kashmir. Rainfall activity is also likely over Himachal Pradesh, Uttarakhand, Kerala, Arunachal Pradesh and Nagaland Manipur Mizoram & Tripura.

Maximum and Minimum temperature anomaly (°C) forecast for the next 2 weeks (IC- 26thFebruary,2025) (28thFebruary to 13thMarch, 2025)



Maximum Temperature (Tmax)

- **Week 1 (28.02.2025 to 06.03.2025):** Maximum temperature is likely to be above normal

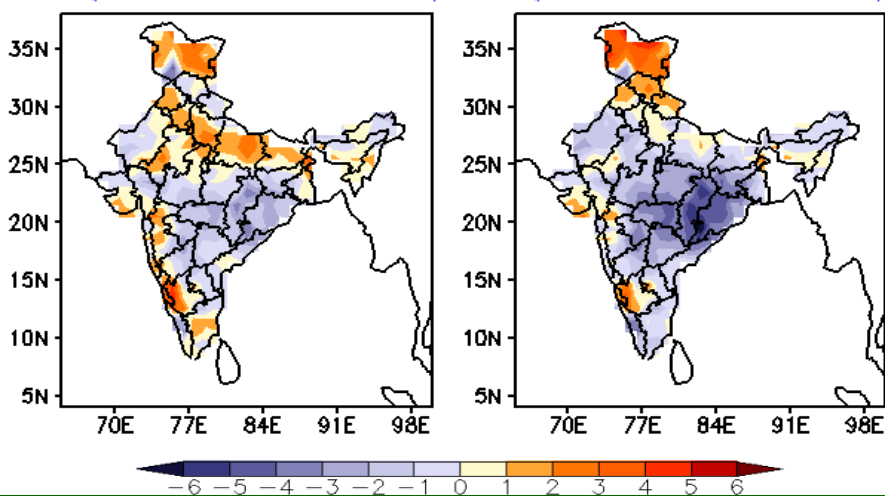
over East India; many parts of Jammu & Kashmir, Uttar Pradesh and adjoining areas of Madhya Pradesh; some parts of Chhattisgarh, East Rajasthan, Konkan-Goa, Coastal Karnataka and regions along east coast. However, it is likely to be below normal over many parts of Central India and West India.

- **Week 2 (07.03.2025 to 13.03.2025):** Maximum temperature is likely to be above normal over many parts of North West India, South India, Gujarat, Konkan-Goa, Odisha, Chhattisgarh, Assam and Arunachal Pradesh. However, it is likely to be below normal over many parts of Central India, East India, Interior Maharashtra, Telangana and East Uttar Pradesh.

MME forecast Tmin anomaly (Deg C)

(Week1: 28Feb-06Mar)

(Week2: 07Mar-13Mar)



Minimum Temperature (Tmin)

- **Week 1 (28.02.2025 to 06.03.2025):** Minimum temperature is likely to be below normal over many parts of Central India, East India, Marathwada, Telangana, Andhra Pradesh and Kerala. However, it is likely to be above normal over many parts of Northwest India, Northeast India, Gujarat, Madhya Maharashtra, Karnataka, Tamil Nadu and Bihar.
- **Week 2 (07.03.2025 to 13.03.2025):** Minimum temperature is likely to be below normal over most parts of the country. However, it is likely to be above normal over Jammu & Kashmir, Himachal Pradesh, Uttarakhand, Punjab, many parts of Gujarat and some parts of Madhya Maharashtra & Karnataka.