

**UNIVERSITY OF AGRICULTURAL SCIENCES, BENGALURU &
INDIAN METEOROLOGICAL DEPARTMENT**



**GRAMIN KRISHI MAUSAM SEWA
AMFU, OFRS, NAGANAHALLI,
MYSURU - 570003**



Date:31-01-2024

AGRO-ADVISORY BULLETIN FOR MANDYA DISTRICT

Issued jointly by, UAS, Bengaluru & Indian Meteorological Department

Past Weather Data

Parameter	28.01.2025	29.01.2025	30.01.2025	31.01.2025
Rainfall (mm)	0	0	0	0
Max. Temp. (°C)	31.6	31	33.6	31
Min. Temp. (°C)	13.5	13.9	15.4	15.8
Sky condition (Octas)	6	6	6	6
Relative humidity (%) 0830 hours	80	75	86	90
Relative humidity (%) 1730 hours	32	34	37	55
Wind Speed (km/h)	0	0	4	4
Wind Direction	0	0	90	50

Weather forecast for the next five days (From 01-02-2025 to 05-02-2025)

Parameter	01.02.2025	02.02.2025	03.02.2025	04.02.2025	05.02.2025
Rainfall (mm)	0	0	0	0	0
Max. temp (°C)	31.2	31.7	31.5	31.9	31.2
Min.Temp (°C)	19.4	19.2	18	17.5	17.1
Sky condition (Octas)	5	4	4	3	4
Relative humidity (%) 0830 hours	89	90	79	65	69
Relative humidity (%) 1730 hours	32	26	24	16	19
Wind Speed (kmph)	4.5	5.7	5.2	3.3	4.7
Wind Direction	104	108	106	103	86

Forecast Summary

As forecast received from IMD, cloudy sky with **no rainfall** may be expected from **01.02.2025 to 05.02.2025** in Mandya district. The day temperature is expected to be **31.2-31.9°C** & night temperature is expected to be **17.1°C to 19.4°C**. The relative humidity in the morning hours is expected to be **65% to 90%** & afternoon relative humidity is expected to be in the range of **16-32%** Wind speed expected to be **3.3-5.7 km/ hr**.

SMS Advisory

Farmers who have not yet harvested paddy are advised to proceed with harvesting as there is very light rainfall expected in the next 5 days.

Recommendations to the farmers:-

Crop	Pest/Disease	Damage symptoms	Control measures
General Advisory:			
<ul style="list-style-type: none">• Fungal Diseases: High humidity can increase fungal infections. Use bio-fungicides like Trichoderma or appropriate chemical sprays for crops at risk.• Pest Monitoring: Install yellow and pheromone traps for crops like red gram, beans, and tomato to monitor pest activity.• Nutrient Management: Apply foliar sprays of micronutrients where nutrient deficiency symptoms appear, especially in horticultural crops.			

Weather based advisory

Crop	Stage	Advisory
Paddy	Harvest stage	Complete harvesting in dry conditions to avoid light rain damage. Dry harvested grains immediately to prevent fungal infections.
Maize	Flowering/Harvest	Apply light irrigation if needed during flowering; for mature crops, complete harvest early to avoid quality loss due to rains.
Tomato	Vegetative stage	Ensure timely nutrient application to boost growth. Monitor for leaf curl virus and aphids; spray neem oil or recommended insecticides if needed.
Cabbage, Cauliflower	Head formation stage	Protect heads from pests like diamondback moth and aphids using safe insecticides or neem-based sprays. Ensure light irrigation to maintain soil moisture.
Bean, Field Bean	Pod formation stage	Stake plants to prevent lodging from moderate winds. Spray bio-pesticides to control pod borer infestation.
Chilli	Vegetative/Fruit development	Apply micronutrient sprays for fruit development. Monitor for thrips and fruit rot; apply organic treatments as needed.
Banana	Fruit development stage	Provide staking for plants to prevent lodging. Apply potassium-based fertilizers to enhance fruit quality.
Horticultural Crops	Various stages	Regularly monitor for pest infestations like aphids, thrips, and fungal infections; ensure adequate nutrient supply.

Sugarcane trash management

- **Composting:** Convert trash into organic manure.
- **Mulching:** Use as mulch to conserve moisture and suppress weeds.
- **Bio-decomposer:** Spray bio-decomposers (e.g., *Trichoderma*, *Pseudomonas*) on trash piles to accelerate decomposition.
- **Soil Incorporation:** Shred and plow trash into the soil.
- **Vermicomposting:** Use in vermiculture for nutrient-rich compost.
- **Animal Bedding:** Use for livestock, later as manure.
- **Avoid Burning:** Opt for sustainable disposal methods.

Livestock specific advisory	
Category	Advisory
Livestock	Provide dry bedding, avoid exposure to morning cold, and ensure good ventilation in sheds. Offer slightly warm drinking water during mornings and evenings. Maintain cleanliness, use fly traps or repellents. Monitor for respiratory issues; increase energy-rich feed.
Poultry	Cover sheds at night, provide warm drinking water, and use brooders for chicks. Ensure good air circulation but block cold drafts. Add energy supplements (e.g., maize) to feed. Remove litter regularly and use approved fly traps or sprays.

Recommendation to farmers		
Crop specific advisory:		
Crop	Stage	Advisory
Cabbage diamond back moth	Head stage	<ul style="list-style-type: none"> Spray DDVP 76 EC. @0.5 ml./lit water in nursery. 15 days before transplanting around the main field and every 25 rows of cabbage one row of mustard sowing, 15 to 20 days after cabbage planting another row of mustard sowing. Mustard as trap crop. Spray on mustard with 0.5 ml. DDVP in a lit. water. During head formation, spray 5 per cent NSKE . Birdpurchases may be provided to attract predatory birds.
Chilli	Vegetative	
Tomato whiteflies	Fruiting stage	Spray 1.0ml.Oxydemeton methyl 25 EC in a lit. water.
Bean Pod borer	Pod formation stage	Spray 2.0 ml. Malathion 50 EC./ lit. water .
Tomato Early and late blight of tomato	Fruiting stage	<p>For late blight of tomato 15 days prior to transplanting Trichoderma and Pseudomonas enriched compost may be incorporated to the soil. For early blight control spray 2.0 g. Mancozeb 75 WP OR 2.0 g. Maneb OR 2.0 g. Metalaxyl- MZ 72WP. OR 2.0 g. Dimethomorph + polyram/lit. water. For control of late blight spray 2.0 g. Metalaxyl - MZ 72WP. OR 2.0 g. Fosetyl al 80 WP OR 2.0 g. Dimethomorph + polyram in a lit. water, 5 weeks after transplanting. Repeat the spray 7th, 9th and 11th weeks after transplanting. 200- 250 lit. spray solution required/acre/spray.</p>
Banana Leaf spot (Cigatoka)	Fruit development	<p>In endemic areas grow resistant banana variety - Sakkare bale. At the time of planting the rhizomes may treated with any one of the Fungicides /lit. water a)Propiconazole 25 EC.- 1.0 ml.</p>

		b)Theiophenate methyl 70 Wdiv.- 1.0 g. c)Carbendazim 50 Wdiv.- 1.0 g. d)Metham Sodium (Vapom) - 1.0 g. In Mashy area provide drainage.
Field bean pod borer	Pod development	Dust 10 kg. Fenvalrate 0.4 D. OR Malathion 5 D. per acre during morning hours.

Block level weather forecast (From 01-02-2025 to 05-02-2025)

Krishnarajpet

Parameter	01.02.2025	02.02.2025	03.02.2025	04.02.2025	05.02.2025
Rainfall (mm)	0	0	0	0	0
Max. temp (°C)	29.2	29.2	30	29.2	31
Min.Temp (°C)	15.9	17	17.9	19	19.5
Sky condition (Octas)	6	6	6	5	5
Relative humidity (%) 0830 hours	73.2	79.5	84.7	89.6	90.3
Relative humidity (%) 1730 hours	19.4	25.5	38.8	42.5	33.2
Wind Speed (kmph)	9.1	8.1	7.6	7.9	7.9
Wind Direction	80.9	77.2	0	120.1	114.2

Maddur

Parameter	01.02.2025	02.02.2025	03.02.2025	04.02.2025	05.02.2025
Rainfall (mm)	0	0	0	0	0
Max. temp (°C)	30.1	30	30.9	30.5	31.7
Min.Temp (°C)	16	16.9	18.1	19.4	19.9
Sky condition (Octas)	7	6	5	5	5
Relative humidity (%) 0830 hours	79.7	84.8	87.2	91.2	86.3
Relative humidity (%) 1730 hours	20.8	27	38.2	40.8	31.9
Wind Speed (kmph)	5.8	5.5	5	4.8	7.1
Wind Direction	60.2	58.4	0	116.6	104.8

Malvalli

Parameter	01.02.2025	02.02.2025	03.02.2025	04.02.2025	05.02.2025
Rainfall (mm)	0	0	0	0	0
Max. temp (°C)	30.2	30.5	31.2	30.9	32.2
Min.Temp (°C)	16.2	17.5	18.7	19.5	19.9
Sky condition (Octas)	6	6	5	4	5
Relative humidity (%) 0830 hours	77.8	80.9	86.6	90.8	86.2

Relative humidity (%) 1730 hours	21.4	27.8	39.4	41.2	32.2
Wind Speed (kmph)	6.8	6.3	4.4	4.7	5.2
Wind Direction	71.6	66.4	80.5	85.6	77.9

Mandya

Parameter	01.02.2025	02.02.2025	03.02.2025	04.02.2025	05.02.2025
Rainfall (mm)	0	0	0	0	0
Max. temp (°C)	29.7	29.5	30.7	30	31.5
Min.Temp (°C)	15.6	16.6	18	19.1	19.6
Sky condition (Octas)	6	6	6	5	5
Relative humidity (%) 0830 hours	77.8	83.2	86.7	91.6	89.6
Relative humidity (%) 1730 hours	20.6	27	38.8	42.2	32.6
Wind Speed (kmph)	7.4	6.8	5.6	5.8	6.2
Wind Direction	60.9	58	75.1	119.8	110.6

Nagamangala

Parameter	01.02.2025	02.02.2025	03.02.2025	04.02.2025	05.02.2025
Rainfall (mm)	0	0	0	0	0
Max. temp (°C)	29.4	29.1	30.1	29.4	30.7
Min.Temp (°C)	15.2	16.2	17.5	18.7	19.4
Sky condition (Octas)	7	6	6	5	6
Relative humidity (%) 0830 hours	82.9	86.8	88	92.4	86.2
Relative humidity (%) 1730 hours	19.1	26.2	39.3	43.4	34.2
Wind Speed (kmph)	6.5	5.8	6.6	8.2	8.9
Wind Direction	86.8	86.4	99.5	127.9	133.4

Pandavapura

Parameter	01.02.2025	02.02.2025	03.02.2025	04.02.2025	05.02.2025
Rainfall (mm)	0	0	0	0	0
Max. temp (°C)	29.7	29.5	30.6	30	31.4
Min.Temp (°C)	15.6	16.7	18	19.2	19.7
Sky condition (Octas)	6	6	6	5	5
Relative humidity (%) 0830 hours	75.3	78.2	84.5	89.3	87.6
Relative humidity (%) 1730 hours	20.7	27.2	39.1	41.8	33.3
Wind Speed (kmph)	7.9	7.3	5.9	6.1	6.5

Wind Direction	59.9	57.1	76	118.1	109.4
-----------------------	------	------	----	-------	-------

Shrirangapattana					
Parameter	01.02.2025	02.02.2025	03.02.2025	04.02.2025	05.02.2025
Rainfall (mm)	0	0	0	0	0
Max. temp (°C)	29.9	29.9	30.9	30.4	31.7
Min.Temp (°C)	15.9	17.1	18.2	19.4	19.8
Sky condition (Octas)	7	6	6	5	5
Relative humidity (%) 0830 hours	77	77.1	85.6	88.8	87.1
Relative humidity (%) 1730 hours	20.7	27.8	39	42.2	33.3
Wind Speed (kmph)	7.4	7	5.6	5.3	6
Wind Direction	60.9	55.5	75.1	118.3	115

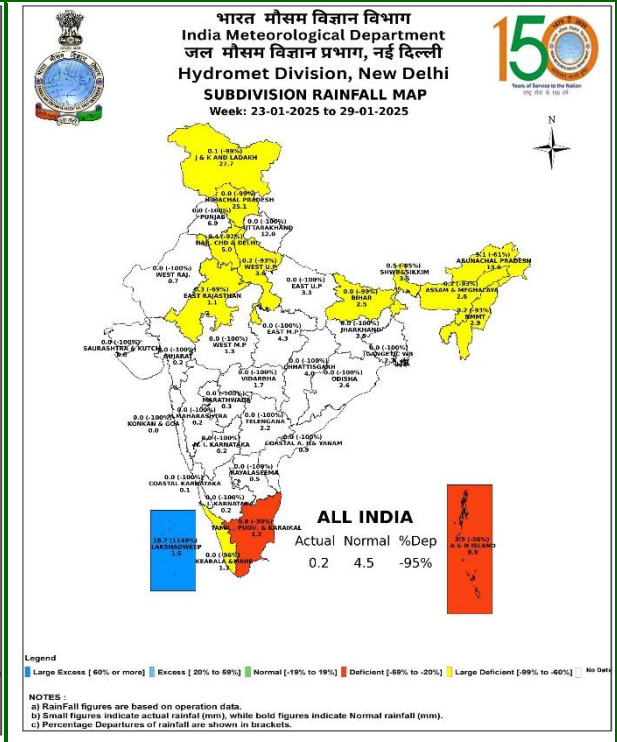
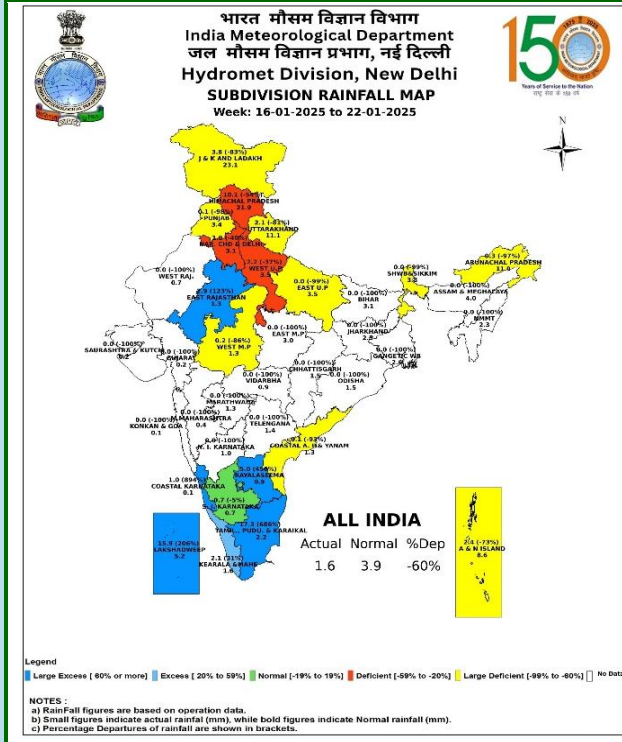
- Download “**DAMINI**” app to get early warning on lightening and take precautions based on the alert given by the application.
- Kindly download “**MAUSAM**” APP for location specific forecast & warning & “**MEGHDOOT**” APP for Agromet advisory
- This information is available in the website: mausam.imd.gov.in

For any information farmers can contact **Dr.C.Ramachandra**, Senior Farm Superintendent/ **Dr. Sumanth Kumar.G.V**, Technical officer over phone No.0821-259126/ 9535345814.

AMFU of IMD, Naganahalli, Mysuru

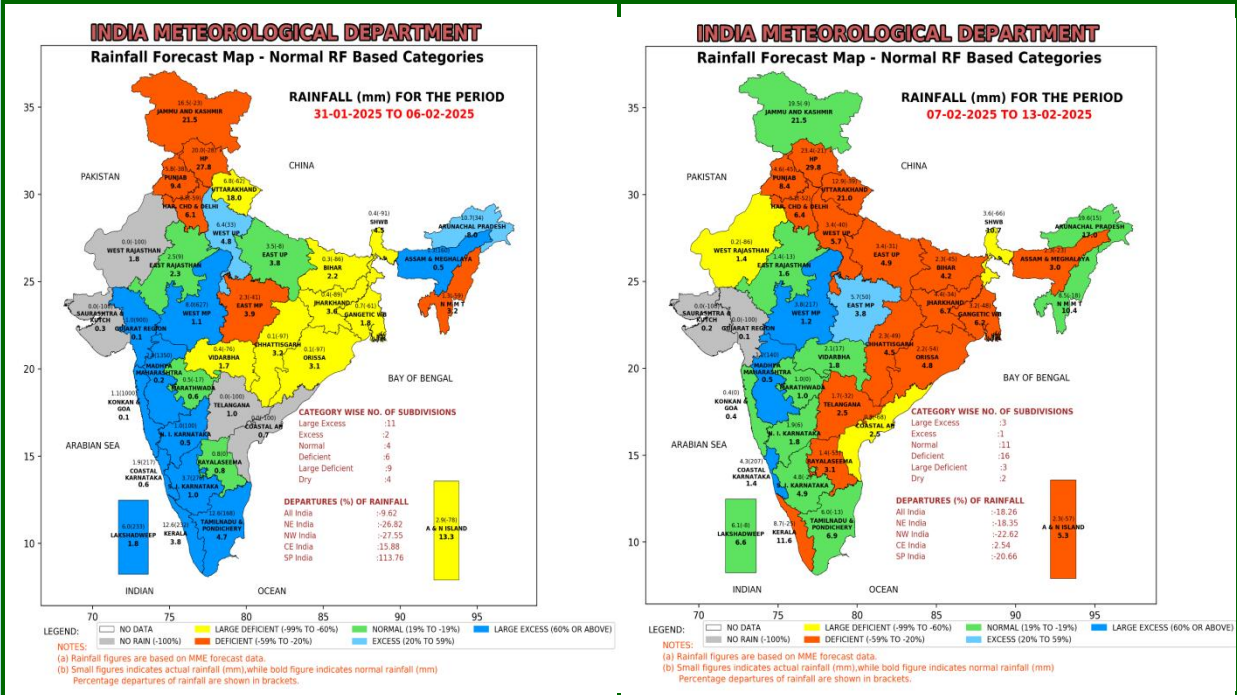
वास्तविक वर्षा तथा विस्तारित अवधि पूर्वानुमान
Realized Rainfall and Extended Range Forecast
 (वर्षा और तापमान)
(Rainfall and Temperature)

Realized Rainfall
(16th to 29th January, 2025)



Extended Range Forecast System

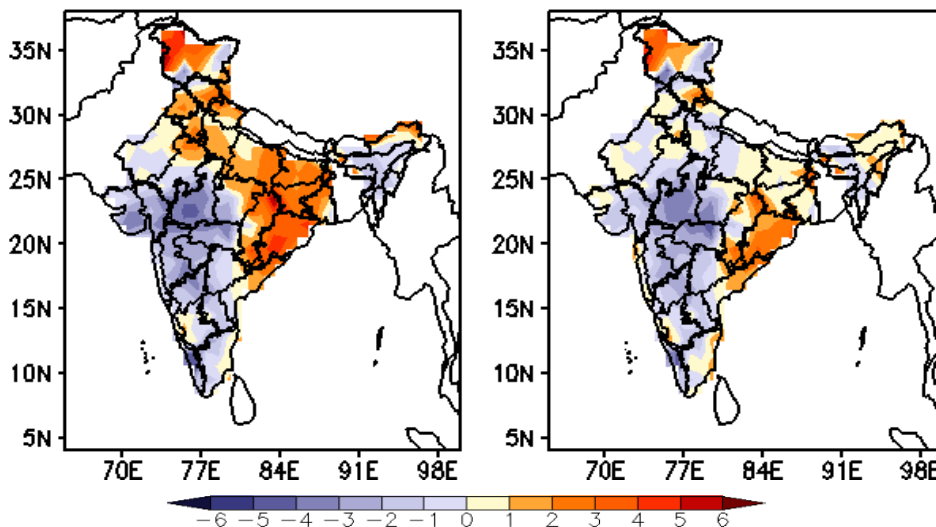
Rainfall forecast maps for the next 2 weeks (IC- 29th January,2025) (31st January to 13th February, 2025)



- **Week1(31.01.2025 to 06.02.2025):**Rainfall is likely to be above normal over West Madhya Pradesh and South Kerala. Rainfall activity is also likely over Jammu & Kashmir, Himachal Pradesh, Arunachal Pradesh and Tamil Nadu.
- **Week 2 (07.02.2025 to 13.02.2025):**Rainfall is likely to be normal or close to normal over Arunachal Pradesh, Kerala and Tamil Nadu. However, it is likely to be below normal over Jammu & Kashmir, Himachal Pradesh and Uttarakhand.

Maximum and Minimum temperature anomaly (° C) forecast for the next 2 weeks (IC- 29th January,2025) (31st January to 13th February, 2025)

MME forecast Tmax anomaly (Deg C) (Week1: 31Jan-06Feb) (Week2: 07Feb-13Feb)



- **Week 1 (31.01.2025 to 06.02.2025):**Maximum temperature is likely to be above normal

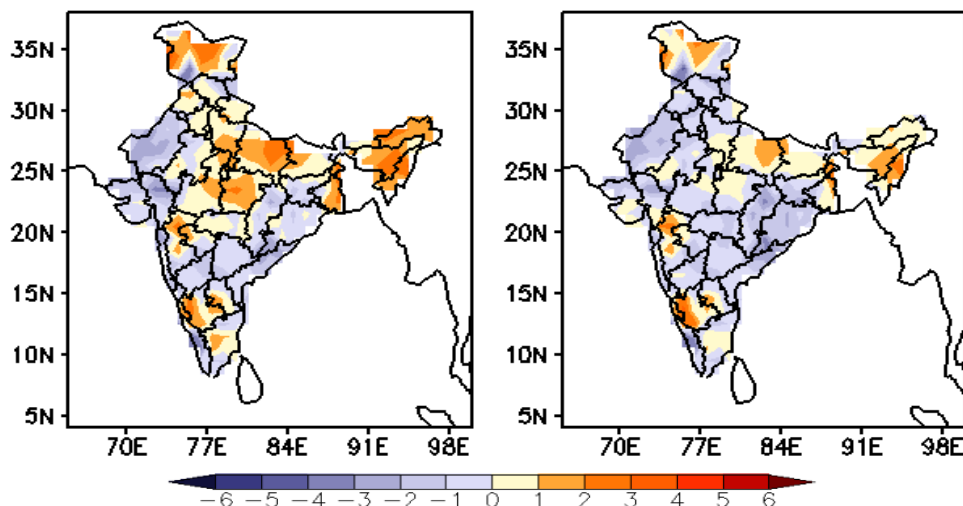
over East India, North West India, Chhattisgarh, northern parts of Coastal Andhra Pradesh and Arunachal Pradesh. However, it is likely to be below normal over West India, most parts of Central India, South India and some parts of North East India.

- **Week 2 (07.02.2025 to 13.02.2025):** Maximum temperature is likely to be above normal over many parts of East India & Chhattisgarh, parts of North West India and northern parts of Coastal Andhra Pradesh. However, it is likely to be below normal over many parts of West India, Central India, south India and some parts of North East India.

MME forecast Tmin anomaly (Deg C)

(Week1: 31Jan-06Feb)

(Week2: 07Feb-13Feb)



Minimum Temperature (Tmin)

- **Week 1 (31.01.2025 to 06.02.2025):** Minimum temperature is likely to be below normal over Odisha, Chhattisgarh, Jharkhand, West Rajasthan, many parts of West India & South India. However, it is likely to be above normal over North East India, many parts of Central India, North West India, Gangetic West Bengal, parts of South India, Madhya Maharashtra and Bihar.
- **Week 2 (07.02.2025 to 13.02.2025):** Minimum temperature is likely to be below normal over most parts of the country. It is likely to be above normal over parts of North East India, Gangetic West Bengal, Bihar, Uttar Pradesh, Jammu & Kashmir, Karnataka, Rayalaseema and Madhya Maharashtra.