

**UNIVERSITY OF AGRICULTURAL SCIENCES, BENGALURU &  
INDIAN METEOROLOGICAL DEPARTMENT**



**GRAMIN KRISHI MAUSAM SEWA  
AMFU, OFRS, NAGANAHALLI,  
MYSURU - 570003**



Date:28-01-2025

**AGRO-ADVISORY BULLETIN FOR KODAGU DISTRICT**

Issued jointly by, UAS, Bengaluru & Indian Meteorological Department

**Past Weather Data**

<b>Parameter</b>	<b>25.01.2025</b>	<b>26.01.2025</b>	<b>27.01.2025</b>	<b>28.01.2025</b>
<b>Rainfall (mm)</b>	0	0	0	0
<b>Max. Temp. (°C)</b>	30.8	32.2	31.3	31.3
<b>Min. Temp. (°C)</b>	14.8	-	11.7	12
<b>Sky condition (Octas)</b>	-	-	-	-
<b>Relative humidity (%) 0830 hours</b>	84	-	54	98
<b>Relative humidity (%) 1730 hours</b>	-	-	-	-
<b>Wind Speed (km/h)</b>	-	-	-	-
<b>Wind Direction</b>	-	-	-	-

**Weather forecast for the next five days (From 29-01-2024 to 02-02-2025)**

<b>Parameter</b>	<b>29.01.2025</b>	<b>30.01.2025</b>	<b>31.01.2025</b>	<b>01.02.2025</b>	<b>02.02.2025</b>
<b>Rainfall (mm)</b>	0	0	0	0	2
<b>Max. Temp. (°C)</b>	32	32	31	31	31
<b>Min. Temp. (°C)</b>	12	12	12	13	13
<b>Sky condition (Octas)</b>	2	2	2	3	3
<b>Relative humidity (%) 0830 hours</b>	80	80	80	83	83
<b>Relative humidity (%) 1730 hours</b>	41	41	41	43	43
<b>Wind Speed (kmph)</b>	4	4	4	4	4
<b>Wind Direction</b>	61	65	49	63	68

**Forecast Summary**

As forecast received from IMD, cloudy sky with **very light rainfall** may be expected from 29.01.2025 to 02.02.2025 in Kodagu district. The day temperature is expected to be 31-32°C & night temperature is expected 12°C to 13°C. The relative humidity in the morning hours is expected to be 80% to 83% & afternoon relative humidity is expected to be in the range of 41% to 43%. Wind speed expected to be 4 km/ hr.

**SMS Advisory**

Protect crops from cold stress, ensure proper ventilation for livestock, and maintain moisture in soil for vegetables. Avoid excess irrigation.

**Recommendations to the farmers:-**

Crop	Pest/Disease	Damage symptoms	Control measures
<b>General Advisory:</b>			
<ul style="list-style-type: none"> <li>• <b>Coffee and Black Pepper:</b> Continue harvesting mature coffee berries and black pepper. Dry the harvested produce under shade to maintain quality and avoid exposure to direct sunlight.</li> <li>• <b>Cardamom:</b> Complete the harvest of mature capsules. Ensure proper drying and storage to prevent fungal infections.</li> <li>• <b>Arecanut and Coconut:</b> Clear fallen nuts and apply organic mulch to conserve soil moisture. Begin preparations for basin formation and manuring.</li> </ul>			

Crop	Stage	Weather-Based Advisory
<b>Paddy</b>	Nursery preparation/transplanting	Ensure proper drainage in nurseries to avoid waterlogging. Prepare nursery beds in well-drained areas. Apply organic manure and start sowing seeds if the soil is sufficiently moist.
<b>Maize</b>	Vegetative stage	Monitor for early pest infestations due to humid conditions. Apply recommended fertilizers to support growth. Avoid excess irrigation since light rainfall is expected.
<b>Ragi</b>	Vegetative stage	Hand weed to remove weeds and conserve soil moisture. Apply fertilizers during early vegetative growth, depending on soil fertility.
<b>Tomato</b>	Fruit development	Protect fruits from fungal infections by ensuring good drainage. Spray copper-based fungicides if needed. Support plants to prevent lodging due to wet soil.
<b>Brinjal</b>	Flowering/fruiting stage	Stake the plants for support. Monitor for pests like fruit borers and apply biopesticides if required. Maintain proper soil moisture.
<b>Beans</b>	Vegetative/flowering stage	Regularly inspect for aphids and powdery mildew. Light rainfall will help; however, ensure good ventilation between plants.
<b>Chilli</b>	Flowering stage	Avoid excess irrigation. Provide staking to support the plants and reduce flower drop. Inspect for thrips and spray neem-based solutions if infestations are noted.
<b>Cabbage</b>	Head formation	Avoid waterlogging around the roots. Apply nitrogen-based fertilizers to support head formation. Monitor for pests like cabbage butterfly larvae.
<b>Cauliflower</b>	Head formation	Protect developing heads from excess moisture by gently tying leaves over the heads. Inspect for aphids and apply neem oil if required.
<b>Coffee</b>	Berry development (post-harvest maintenance)	Prune unnecessary branches to improve ventilation. Mulch around the plants to retain moisture. Monitor for berry borer and initiate control measures if detected.
<b>Arecanut</b>	Fruiting/maturity	Apply organic mulches to conserve soil moisture. Monitor for yellow leaf disease or bud rot and take preventive action.
<b>Coconut</b>	Nut development	Mulch the base of the trees to conserve moisture. Regularly inspect for pests like rhinoceros beetles and red palm weevils.
<b>Pepper</b>	Fruiting	Light pruning is recommended for good ventilation. Ensure proper drainage to avoid waterlogging around the roots. Monitor for fungal diseases like quick wilt.
<b>Cardamom</b>	Maintenance/post-harvest phase	Apply organic mulches to protect plants. Maintain adequate soil moisture but avoid waterlogging. Inspect for thrips and mites, and take action as needed.
<b>Banana</b>	Bunch development	Support plants with props to avoid lodging due to wet conditions. Maintain proper drainage. Apply potassium-based fertilizers to

		improve bunch quality.
<b>Citrus fruits</b>	Harvesting	Harvest fruits during dry intervals. Monitor for fruit fly damage and apply traps. Avoid moisture on harvested fruits to prevent fungal growth.
<b>Sapota</b>	Fruiting/harvest	Harvest mature fruits during dry periods. Apply organic mulches to conserve moisture. Monitor for pests like scale insects.
<b>Guava</b>	Fruiting	Protect fruits from fruit flies by using pheromone traps. Harvest fruits during dry periods to avoid fungal infection.
<b>Ginger</b>	Harvesting	Harvest when the soil is not too wet to prevent rhizome rotting. Dry harvested rhizomes under shade.
<b>Turmeric</b>	Harvesting	Harvest mature rhizomes during dry periods. Ensure proper drainage in the field to avoid waterlogging before harvest.

### Livestock specific advisory

Category	Advisory
<b>Livestock</b>	Provide dry bedding, avoid exposure to morning cold, and ensure good ventilation in sheds. Offer slightly warm drinking water during mornings and evenings. Maintain cleanliness, use fly traps or repellents. Monitor for respiratory issues; increase energy-rich feed.
<b>Poultry</b>	Cover sheds at night, provide warm drinking water, and use brooders for chicks. Ensure good air circulation but block cold drafts. Add energy supplements (e.g., maize) to feed. Remove litter regularly and use approved fly traps or sprays.

### Block level weather forecast (From 29-01-2025 to 02-02-2025)

#### Madikeri

Parameter	29.01.2025	30.01.2025	31.01.2025	01.02.2025	02.02.2025
<b>Rainfall (mm)</b>	0	0	0	0	2.9
<b>Max. temp (°C)</b>	29.6	29.9	28.8	28.6	28.9
<b>Min.Temp (°C)</b>	14.4	15.1	16.4	17.6	18
<b>Sky condition (Octas)</b>	6	5	5	7	7
<b>Relative humidity (%) 0830 hours</b>	84.6	77.4	87.8	96.8	98.6
<b>Relative humidity (%) 1730 hours</b>	18.3	23.6	43.2	45.1	41.2
<b>Wind Speed (kmph)</b>	5.4	4.6	2.9	0.7	2.9
<b>Wind Direction</b>	47.7	51.3	82.9	0	60.2

#### Somvarpet

Parameter	29.01.2025	30.01.2025	31.01.2025	01.02.2025	02.02.2025
<b>Rainfall (mm)</b>	0	0	0	0	1.8
<b>Max. temp (°C)</b>	29.2	29.6	29.8	28.8	29.4
<b>Min.Temp (°C)</b>	14.1	15.2	15.9	17.2	18

<b>Sky condition (Octas)</b>	6	5	5	6	7
<b>Relative humidity (%) 0830 hours</b>	86.8	77.2	88.9	96.8	98.4
<b>Relative humidity (%) 1730 hours</b>	18.5	23.1	38.6	44.4	38.2
<b>Wind Speed (kmph)</b>	6.5	5.4	4	2.5	4
<b>Wind Direction</b>	0	86.2	95.2	0	95.2

<b>Virajpet</b>					
<b>Parameter</b>	<b>29.01.2025</b>	<b>30.01.2025</b>	<b>31.01.2025</b>	<b>01.02.2025</b>	<b>02.02.2025</b>
<b>Rainfall (mm)</b>	0	0	0	0	1
<b>Max. temp (°C)</b>	30.9	32.1	30.4	29.9	30.2
<b>Min.Temp (°C)</b>	15.8	16.4	17.7	18.9	19.2
<b>Sky condition (Octas)</b>	7	5	5	6	6
<b>Relative humidity (%) 0830 hours</b>	82.4	71.5	82.2	90.6	95.2
<b>Relative humidity (%) 1730 hours</b>	20.2	20.6	40.1	41.6	40.5
<b>Wind Speed (kmph)</b>	6.4	5.4	2.5	1.6	3.6
<b>Wind Direction</b>	38.1	42.2	45	26.5	45

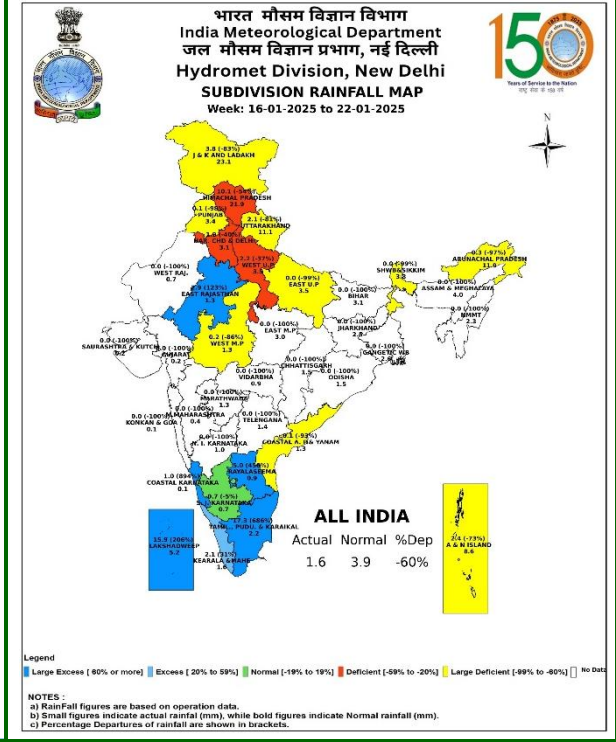
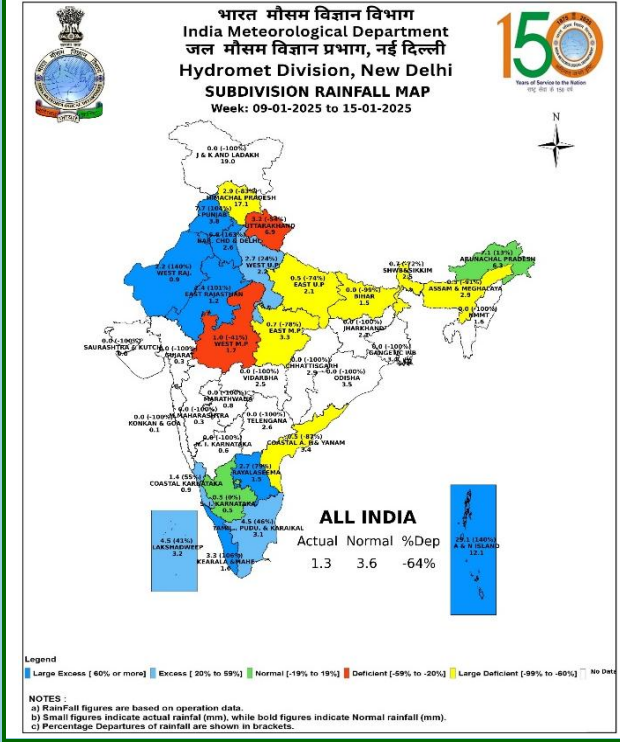
- Download “**DAMINI**” app to get early warning on lightening and take precautions based on the alert given by the application.
- Kindly download “**MAUSAM**” APP for location specific forecast & warning & “**MEGHDOOT**” APP for Agromet advisory
- This information is available in the website: [mausam.imd.gov.in](http://mausam.imd.gov.in)

For any information farmers can contact **Dr. C. Ramachandra**, Senior Farm Superintendent/ **Dr. SumanthKumar.G.V**, Technical officer over phone No. 0821-259126/ 9535345814

AMFU of IMD,  
Naganahalli, Mysuru

वास्तविक वर्षा तथा विस्तारित अवधि पूर्वानुमान  
**Realized Rainfall and Extended Range Forecast**  
 (वर्षा और तापमान)  
 (Rainfall and Temperature)

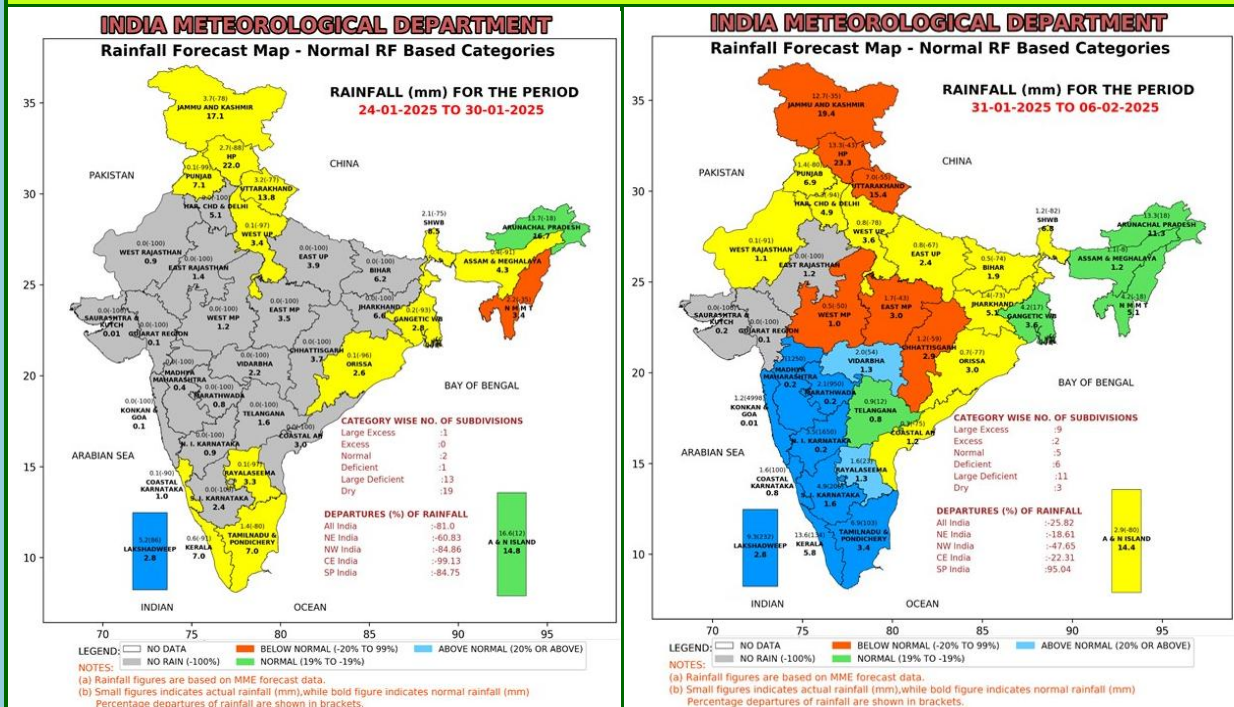
**Realized Rainfall**  
 (09<sup>th</sup> to 22<sup>nd</sup> January, 2025)





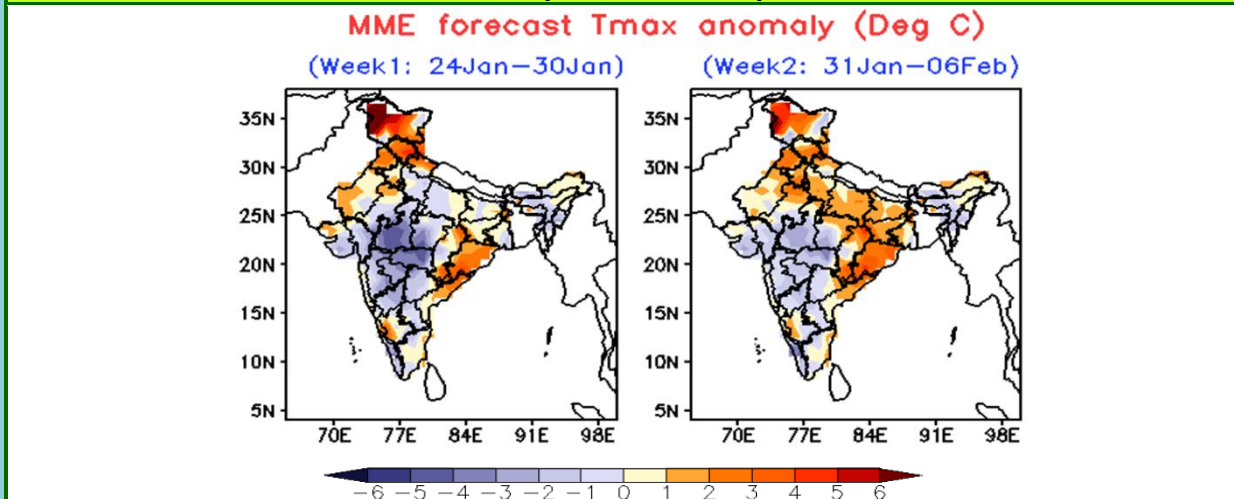
## Extended Range Forecast System

### Rainfall forecast maps for the next 2 weeks (IC- 22<sup>nd</sup> January, 2025) (24<sup>th</sup> January to 06<sup>th</sup> February, 2025)



- **Week 1 (24.01.2025 to 30.01.2025):** Rainfall is likely to be normal over Arunachal Pradesh and below normal over some parts of North West India.
- **Week 2 (31.01.2025 to 06.02.2025):** Rainfall is likely to be normal to above normal over Arunachal Pradesh, Kerala and Karnataka and below normal over some parts of North West India.

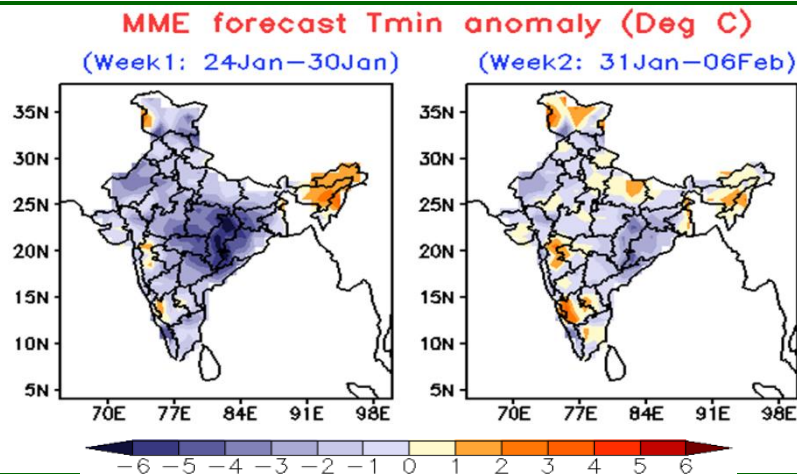
### Maximum and Minimum temperature anomaly ( °C) forecast for the next 2 weeks (IC- 22<sup>nd</sup> January, 2025) (24<sup>th</sup> January to 06<sup>th</sup> February, 2025)



#### Maximum Temperature (Tmax)

- **Week 1 (24.01.2025 to 30.01.2025):** Maximum temperature is likely to be below normal over many parts of Central India, West India, Uttar Pradesh, Telangana and Kerala. However, it is likely to be above normal over East India, many parts of North West India, parts of Chhattisgarh, Coastal Andhra Pradesh and Karnataka.
- **Week 2 (31.01.2025 to 06.02.2025):** Maximum temperature is likely to be below normal

over Central India, many parts of West India, Kerala and Telangana. However, it is likely to be above normal over East India, North West India, parts of Chhattisgarh, Coastal Andhra Pradesh and Arunachal Pradesh.



#### Minimum Temperature (Tmin)

- **Week 1 (24.01.2025 to 30.01.2025):** Minimum temperature is likely to be below normal over normal or close to normal over most of the country. However, it is likely to be above normal over North East India, some parts of Karnataka and Madhya Maharashtra.
- **Week 2 (31.01.2025 to 06.02.2025):** Minimum temperature is likely to be below normal over East India, many parts of Central India, some parts of North West India and South India. It is likely to be above normal over North East India, Jammu & Kashmir, East Uttar Pradesh, parts of Madhya Maharashtra and Karnataka.