

**UNIVERSITY OF AGRICULTURAL SCIENCES, BENGALURU &
INDIAN METEOROLOGICAL DEPARTMENT**



**GRAMIN KRISHI MAUSAM SEWA
AMFU, OFRS, NAGANAHALLI,
MYSURU - 570003**



Date: 28-01-2025

AGRO-ADVISORY BULLETIN FOR CHAMARAJANAGARA DISTRICT

Issued jointly by, UAS, Bengaluru & Indian Meteorological Department

Past Weather Data

Parameter	25.01.2025	26.01.2025	27.01.2025	28.01.2025
Rainfall (mm)	0	0	0	0
Max. Temp. (°C)	32.3	32.6	33.7	31.2
Min. Temp. (°C)	13	-	11	12.9
Sky condition (Octas)	-	-	-	-
Relative humidity (%) 0830 hours	96	-	81	97
Relative humidity (%) 1730 hours	-	-	-	-
Wind Speed (km/h)	-	-	-	-
Wind Direction	-	-	-	-

Weather forecast for the next five days (From 29-01-2025 to 02-02-2025)

Parameter	29.01.2025	30.01.2025	31.01.2025	01.02.2025	02.02.2025
Rainfall (mm)	0	0	0	0	1
Max. Temp. (°C)	30	29	28	28	28
Min. Temp. (°C)	14	14	14	15	15
Sky condition (Octas)	2	2	2	3	3
Relative humidity (%) 0830 hours	60	60	60	62	62
Relative humidity (%) 1730 hours	43	43	43	45	45
Wind Speed (kmph)	2	3	3	3	4
Wind Direction	130	113	124	128	113

Forecast Summary

As forecast received from IMD, partially cloudy sky with **very light rainfall** may be expected from 29.01.2025 to 02.02.2025 in Chamarajanagara district. The day temperature is expected to be 28-30°C & night temperature is expected 14-15°C. The relative humidity in the morning hours is expected to be 60% to 62% & afternoon relative humidity is expected to be in the range of 43-45 %. Wind speed expected to be 2-4 km/ hr.

SMS Advisory

Protect crops from cold stress, ensure proper ventilation for livestock, and maintain moisture in soil for vegetables. Avoid excess irrigation.

Recommendations to the farmers:-			
Crop	Pest/Disease	Damage symptoms	Control measures
General Advisory:			
<ul style="list-style-type: none"> • Optimal Moisture Levels: Ensure cereals are dried to 12%, pulses to 9-10%, and oilseeds to 7-8% moisture content before storage. • Storage Practices: Use moisture-proof containers or jute bags lined with polythene. Keep storage spaces clean, ventilated, and elevated to prevent pest infestation and mold growth. • Pest and Quality Management: Regularly inspect stored produce for pests or mold. Use natural repellents like neem leaves or fumigants (with caution) for long-term protection. 			

Weather based advisory		
Crop	Stage	Advisory
Paddy	Harvest stage	<ul style="list-style-type: none"> - Harvest the crop when 80-85% of the grains turn golden yellow. - Ensure threshing and drying are done under proper conditions to maintain grain quality.
Maize	Vegetative stage	<ul style="list-style-type: none"> - Provide light irrigation to maintain soil moisture. - Monitor for pests like fall armyworm and apply recommended measures if infestation is noticed.
Tomato	Vegetative stage	<ul style="list-style-type: none"> - Irrigate the crop to prevent moisture stress. - Monitor for pests like aphids and diseases like early blight; apply neem oil (1%) as a preventive measure.
Cabbage, Cauliflower	Head formation stage	<ul style="list-style-type: none"> - Provide light irrigation to promote uniform head formation. - Monitor for pests like diamondback moth; apply <i>Bacillus thuringiensis</i> (Bt) if infestation occurs.
Bean, Field Bean	Pod formation stage	<ul style="list-style-type: none"> - Irrigate the crop to ensure proper pod development. - Apply neem oil (1%) to manage pod borers, if observed.
Chilli	Vegetative stage	<ul style="list-style-type: none"> - Provide irrigation at regular intervals to avoid water stress. - Monitor for pests like thrips and aphids; use yellow sticky traps for monitoring.
Banana	Fruit development stage	<ul style="list-style-type: none"> - Provide irrigation to maintain soil moisture. - Apply 200 g of muriate of potash per plant to improve fruit quality.
Vegetable crops	Various stages	<ul style="list-style-type: none"> - Schedule irrigation based on crop and soil conditions. - Regularly monitor for pest and disease outbreaks, especially during dry conditions.

Sugarcane trash management
<ul style="list-style-type: none"> ➤ Composting: Convert trash into organic manure. ➤ Mulching: Use as mulch to conserve moisture and suppress weeds. ➤ Bio-decomposer: Spray bio-decomposers (e.g., <i>Trichoderma</i>, <i>Pseudomonas</i>) on trash piles to accelerate decomposition. ➤ Soil Incorporation: Shred and plow trash into the soil. ➤ Vermicomposting: Use in vermiculture for nutrient-rich compost. ➤ Animal Bedding: Use for livestock, later as manure. ➤ Avoid Burning: Opt for sustainable disposal methods.

Livestock specific advisory	
Category	Advisory
Livestock	Provide dry bedding, avoid exposure to morning cold, and ensure good ventilation in sheds.

	Offer slightly warm drinking water during mornings and evenings. Maintain cleanliness, use fly traps or repellents. Monitor for respiratory issues; increase energy-rich feed.
Poultry	Cover sheds at night, provide warm drinking water, and use brooders for chicks. Ensure good air circulation but block cold drafts. Add energy supplements (e.g., maize) to feed. Remove litter regularly and use approved fly traps or sprays.

Recommendation to farmers

Crop specific advisory:

Crop	Stage	Advisory
Maize fall army worm	Vegetative stage	<ul style="list-style-type: none"> ✓ Handpick and destroy egg masses and larvae. ✓ Use predators like <i>Trichogramma pretiosum</i> or parasitoids like <i>Telenomus remus</i>. ✓ Apply <i>Metarhizium anisopliae</i> or <i>Beauveria bassiana</i>. ✓ Spray Chlorantraniliprole 18.5% SC @ 0.4 ml/l or Emamectin benzoate 5% SG @ 0.4 g/l. Avoid excessive nitrogen application.
Coconut rugose whitefly	Vegetative stage	<ul style="list-style-type: none"> ✓ Prune and burn infested leaves. ✓ Release <i>Encarsia guadeloupae</i> parasitoids. Conserve natural predators like ladybird beetles (<i>Cryptolaemus montrouzieri</i>). ✓ Spray Neem oil 1% or use Acephate 75 SP @ 1 g/l as a spot application if infestation is severe.
Chilli leaf curl virus	Vegetative stage	<ul style="list-style-type: none"> ✓ Use virus-free seeds and resistant varieties. Maintain proper spacing and avoid overlapping. ✓ Remove and destroy infected plants. Use yellow sticky traps to monitor whitefly populations. ✓ Spray Imidacloprid 17.8% SL @ 0.5 ml/l or Thiamethoxam 25 WG @ 0.3 g/l.
Cabbage diamond back moth	Head stage	<ul style="list-style-type: none"> • Spray DDVP 76 EC. @0.5 ml./lit water in nursery. • 15 days before transplanting around the main field and every 25 rows of cabbage one row of mustard sowing, 15 to 20 days after cabbage planting another row of mustard sowing. Mustard as trap crop. Spray on mustard with 0.5 ml. DDVP in a lit. water. • During head formation, spray 5 per cent NSKE . • Birdpurchases may be provided to attract predatory birds.
Bean Pod borer	Pod formation stage	Spray 2.0 ml. Malathion 50 EC./ lit. water .
Tomato Early and late blight of tomato	Fruiting stage	<p>For late blight of tomato 15 days prior to transplanting Trichoderma and Pseudomonas enriched compost may be incorporated to the soil. For early blight control spray 2.0 g. Mancozeb 75 WP OR 2.0 g. Maneb OR 2.0 g. Metalaxyl- MZ 72WP. OR 2.0 g. Dimethomorph + polyram/lit. water. For control of late blight spray 2.0 g. Metalaxyl - MZ 72WP. OR 2.0 g. Fosetyl al 80 WP</p>

		OR 2.0 g. Dimethomorph + polyram in a lit. water, 5 weeks after transplanting. Repeat the spray 7th, 9th and 11th weeks after transplanting. 200- 250 lit. spray solution required/acre/spray.
Banana Leaf spot (Cigatoka)	Fruit development	In endemic areas grow resistant banana variety - Sakkare bale. At the time of planting the rhizomes may treated with any one of the Fungicides /lit. water a)Propiconazole 25 EC.- 1.0 ml. b)Theiophenate methyl 70 Wdiv.- 1.0 g. c)Carbendazim 50 Wdiv.- 1.0 g. d)Metham Sodium (Vapom) - 1.0 g. In Mashy area provide drainage.
Field bean pod borer	Pod development	Dust 10 kg. Fenvalrate 0.4 D. OR Malathion 5 D. per acre during morning hours.

Block level weather forecast (From 29-01-2025 to 02-02-2025)

Chamarajanagara

Parameter	29.01.2025	30.01.2025	31.01.2025	01.02.2025	02.02.2025
Rainfall (mm)	0	0	0	0	0.2
Max. temp (°C)	28.8	29.7	29.1	29.1	29.4
Min.Temp (°C)	15.5	16.4	18.4	18.9	18.7
Sky condition (Octas)	7	6	5	5	4
Relative humidity (%) 0830 hours	87.2	87.2	90.6	93.9	94
Relative humidity (%) 1730 hours	27.2	32.1	46.2	45	40.8
Wind Speed (kmph)	7.6	6.9	9.4	9.7	10.3
Wind Direction	121.4	128.7	136.6	141	143.6

Gundlupete

Parameter	29.01.2025	30.01.2025	31.01.2025	01.02.2025	02.02.2025
Rainfall (mm)	0	0	0	0	0
Max. temp (°C)	29	29.7	29.5	29.4	29.7
Min.Temp (°C)	15.2	16.1	17.8	18.2	18.5
Sky condition (Octas)	6	6	4	5	4
Relative humidity (%) 0830 hours	81.6	85.8	87	87.4	86.8
Relative humidity (%) 1730 hours	26.6	32.4	44.6	44	39.3
Wind Speed (kmph)	6.5	5.3	5.6	5.9	7.3
Wind Direction	109.4	118.3	129.8	132.5	122.9

Kollegala

Parameter	29.01.2025	30.01.2025	31.01.2025	01.02.2025	02.02.2025
Rainfall (mm)	0	0	0	0	0
Max. temp (°C)	30.6	31.1	31	30.4	32.2
Min.Temp (°C)	15.2	16.2	18	19.2	19.5
Sky condition (Octas)	7	6	5	5	4
Relative humidity (%) 0830 hours	81.6	82.3	88.4	91.8	91.2
Relative humidity (%) 1730 hours	21.3	28.8	42.7	44	34.2
Wind Speed (kmph)	2.5	2.6	2.9	4.1	3.5
Wind Direction	0	106	82.9	127.9	114

Yelandur

Parameter	29.01.2025	30.01.2025	31.01.2025	01.02.2025	02.02.2025
Rainfall (mm)	0	0	0	0	0
Max. temp (°C)	30.5	31	30.8	30.2	32
Min.Temp (°C)	15.1	16.2	17.9	19	19.4
Sky condition (Octas)	7	6	5	5	4
Relative humidity (%) 0830 hours	82.2	84	89.6	92.5	91.8
Relative humidity (%) 1730 hours	21.6	29.4	43.7	44.8	35.5
Wind Speed (kmph)	2.5	2.7	2.9	4.3	3.9
Wind Direction	98.1	113.2	0	131.7	123.7

Hanur

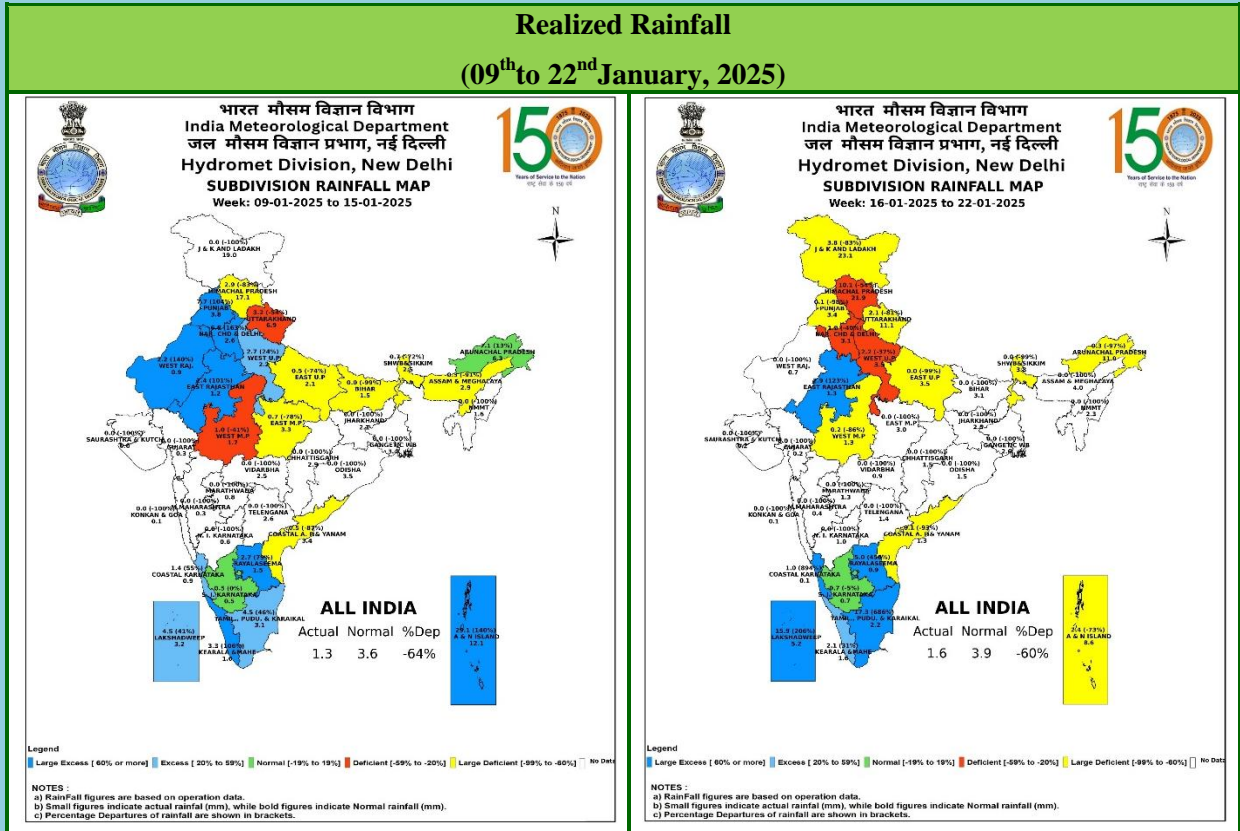
Parameter	29.01.2025	30.01.2025	31.01.2025	01.02.2025	02.02.2025
Rainfall (mm)	0	0	0	0	0.1
Max. temp (°C)	28	28.4	28.4	28.2	29.5
Min.Temp (°C)	15	16	17.5	18.2	18.6
Sky condition (Octas)	7	6	6	6	5
Relative humidity (%) 0830 hours	87	88.6	93.8	95.7	95.8
Relative humidity (%) 1730 hours	25	32	45.6	46.4	39.1
Wind Speed (kmph)	4.4	4.8	5.1	6.1	6.1
Wind Direction	125	138	135	139.8	139.8

- Download “DAMINI” app to get early warning on lightening and take precautions based on the alert given by the application.
- Kindly download “MAUSAM” APP for location specific forecast & warning & “MEGHDOOT” APP for Agromet advisory
- This information is available in the website: mausam.imd.gov.in

For any information farmers can contact **Dr. C. Ramachandra**, Senior Farm Superintendent/
Dr. Sumanth Kumar.G.V, Technical officer over phone No. 0821-259126/ 9535345814.

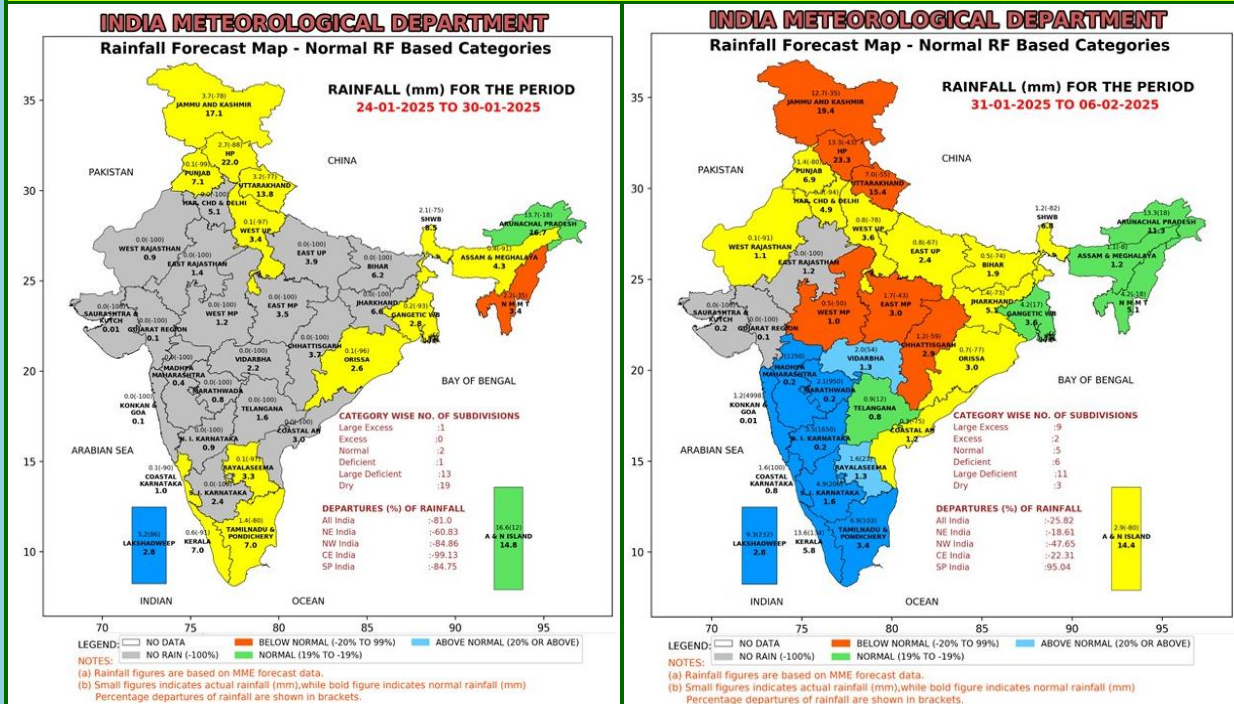
AMFU of IMD,
Naganahalli, Mysuru

वास्तविक वर्षा तथा विस्तारित अवधि पूर्वानुमान
Realized Rainfall and Extended Range Forecast
 (वर्षा और तापमान)
(Rainfall and Temperature)



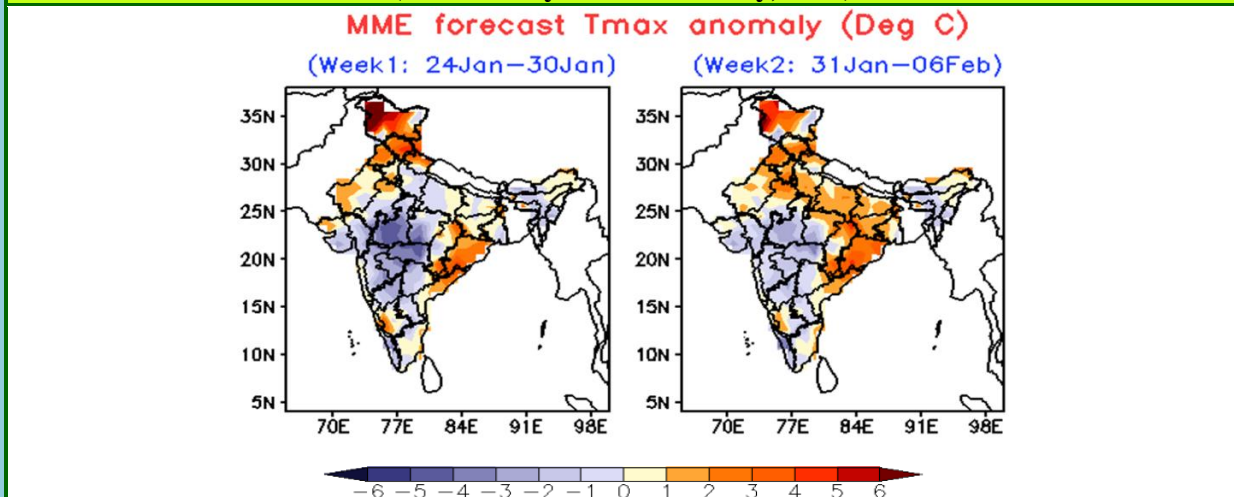
Extended Range Forecast System

Rainfall forecast maps for the next 2 weeks (IC- 22ndJanuary,2025) (24th January to 06th February, 2025)



- **Week1(24.01.2025 to 30.01.2025):** Rainfall is likely to be normal over Arunachal Pradesh and below normal over some parts of North West India.
- **Week 2 (31.01.2025 to 06.02.2025):** Rainfall is likely to be normal to above normal over Arunachal Pradesh, Kerala and Karnataka and below normal over some parts of North West India.

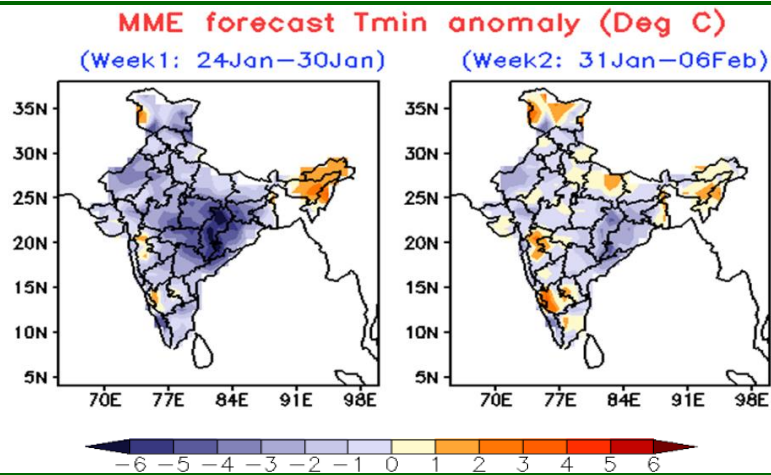
Maximum and Minimum temperature anomaly (°C) forecast for the next 2 weeks (IC- 22ndJanuary,2025) (24th January to 06th February, 2025)



Maximum Temperature (Tmax)

- **Week 1 (24.01.2025 to 30.01.2025):** Maximum temperature is likely to be below normal over many parts of Central India, West India, Uttar Pradesh, Telangana and Kerala. However, it is likely to be above normal over East India, many parts of North West India, parts of Chhattisgarh, Coastal Andhra Pradesh and Karnataka.
- **Week 2 (31.01.2025 to 06.02.2025):** Maximum temperature is likely to be below normal over Central India, many parts of West India, Kerala and Telangana. However, it is likely

to be above normal over East India, North West India, parts of Chhattisgarh, Coastal Andhra Pradesh and Arunachal Pradesh.



Minimum Temperature (Tmin)

- **Week 1 (24.01.2025 to 30.01.2025):** Minimum temperature is likely to be below normal over most of the country. However, it is likely to be above normal over North East India, some parts of Karnataka and Madhya Maharashtra.
- **Week 2 (31.01.2025 to 06.02.2025):** Minimum temperature is likely to be below normal over East India, many parts of Central India, some parts of North West India and South India. It is likely to be above normal over North East India, Jammu & Kashmir, East Uttar Pradesh, parts of Madhya Maharashtra and Karnataka.