

**UNIVERSITY OF AGRICULTURAL SCIENCES, BENGALURU &
INDIAN METEOROLOGICAL DEPARTMENT**



**GRAMIN KRISHI MAUSAM SEWA
AMFU, OFRS, NAGANAHALLI,
MYSURU - 570003**



Date: 12-11-2024

AGRO-ADVISORY BULLETIN FOR MYSURU DISTRICT

Issued jointly by, UAS, Bengaluru & Indian Meteorological Department

Past Weather Data

Parameter	08.11.2024	09.11.2024	10.11.2024	11.11.2024	12.11.2024
Rainfall (mm)	0	0	-	0	0
Max. Temp. (°C)	29.2	30.2	-	30.9	30.6
Min. Temp. (°C)	21.6	-	-	19.9	19.9
Sky condition (Octas)	5	-	-	3	3
Relative humidity (%) 0830 hours	71	-	-	77	65
Relative humidity (%) 1730 hours	70	71	-	-	60
Wind Speed (km/h)	2	-	-	2	2
Wind Direction	90	-	-	90	360

Weather forecast for the next five days (From 13-11-2024 to 17-11-2024)

Parameter	13.11.2024	14.11.2024	15.11.2024	16.11.2024	17.11.2024
Rainfall (mm)	0	15	17	4	5
Max. temp (°C)	27.1	26.7	26.7	26.9	27.2
Min.Temp (°C)	19.1	20.1	20.2	20.2	19.7
Sky condition (Octas)	6	7	7	6	5
Relative humidity (%) 0830 hours	91.4	93.8	92.6	92.4	95.4
Relative humidity (%) 1730 hours	53	60.3	60.4	59.9	61.8
Wind Speed (kmph)	5.4	7.7	8.9	6.4	7.3
Wind Direction	47.7	62.2	68.6	63.4	69.8

Forecast Summary

As forecast received from IMD, partially cloudy sky with **light to moderate rainfall** may be expected from 13.11.2024 to 17.11.2024 in Mysuru district. The day temperature is expected to be 26.7-27.2°C & night temperature is expected 19.1-20.2°C. The relative humidity in the morning hours is expected to be 91.4-95.4% & afternoon relative humidity is expected to be in the range of 53-61.8%. Wind speed expected to be 5.4-8.9 km/hr.

Recommendations to the farmers:			
Crop	Pest/Disease	Damage symptoms	Control measures
General Advisory:			
<ul style="list-style-type: none"> • Adjust irrigation schedules; reduce watering as light rain helps maintain soil moisture. • Regularly check soil moisture to determine if additional irrigation is necessary. • Implement timely weeding, as light rain can stimulate weed growth. • Use mulch to suppress weeds and retain soil moisture. • Ensure good airflow around plants to reduce humidity and discourage fungal diseases. • Apply preventive fungicides for susceptible crops to prevent diseases like blight and rust. • Apply top dressing or fertilizers, as light rain helps absorb nutrients without risk of runoff. • Use organic amendments like compost, which integrate well with light moisture. • Check drainage to prevent waterlogging, even if rain is light. • Use mulch to retain the moisture from light rain, keeping the soil hydrated longer. 			

Weather based advisory		
Crop	Stage	Advisory
Cabbage and cauliflower	Head formation stage	Maintain moisture with irrigation if needed; ensure good drainage to prevent root diseases.
Bean	Pod formation stage	Monitor for aphids; avoid overhead irrigation to prevent pod rot.
Tomato	Fruit development stage	Use calcium spray to prevent blossom end rot; apply mulch to retain soil moisture.
Red gram	Flowering to pod initiation stage	Light irrigation beneficial; avoid excess moisture to prevent fungal diseases.
Paddy	Milking stage	Maintain consistent water levels; check for pests like stem borers in humid conditions.
Chilli	Fruit development stage	Provide moderate irrigation; apply mulch to retain soil moisture.
Field bean	Pod development	Avoid over-irrigation; monitor for pest and disease incidents.
Banana	Fruit development stage	Ensure regular watering; secure plants to prevent wind damage.
Turmeric, Ginger	Harvesting stage	Harvest during dry spells; dry harvested rhizomes in partial sunlight.
Black pepper	Berry development stage	Use drip irrigation if needed; avoid water stagnation around roots.
Coffee	Berry development stage	Prune excess foliage for air circulation to prevent fungal issues.
Horticultural crops	Various stages	Provide adequate irrigation; monitor for pest outbreaks; avoid moisture stress in fruiting crops.
Livestock	Shelter and Feeding	Ensure shelter during cloudy, humid days; provide clean, dry bedding and ventilation.
Sericulture	Rearing stage	Maintain ideal room humidity and temperature; use clean, fresh mulberry leaves; monitor for fungal issues.

Recommendation to farmers

Crop specific advisory:

Crop	Stage	Advisory
Cabbage diamond back moth	Head stage	<ul style="list-style-type: none"> • Spray DDVP 76 EC. @0.5 ml./lit water in nursery. • 15 days before transplanting around the main field and every 25 rows of cabbage one row of mustard sowing, 15 to 20 days after cabbage planting another row of mustard sowing. Mustard as trap crop. Spray on mustard with 0.5 ml. DDVP in a lit. water. • During head formation, spray 5 per cent NSKE . • Birdpurchases may be provided to attract predatory birds.
Tomato whiteflies	Fruiting stage	Spray 1.0ml.Oxydemeton methyl 25 EC in a lit. water.
Bean Pod borer	Pod formation stage	Spray 2.0 ml. Malathion 50 EC./ lit. water .
Tomato Early and late blight of tomato	Fruiting stage	<p>For late blight of tomato 15 days prior to transplanting Trichoderma and Pseudomonas enriched compost may be incorporated to the soil. For early blight control spray 2.0 g. Mancozeb 75 WP</p> <p>OR</p> <p>2.0 g. Maneb</p> <p>OR</p> <p>2.0 g. Metalaxyl- MZ 72WP.</p> <p>OR</p> <p>2.0 g. Dimethomorph + polyram/lit. water.</p> <p>For control of late blight spray 2.0 g. Metalaxyl - MZ 72WP.</p> <p>OR</p> <p>2.0 g. Fosetyl al 80 WP</p> <p>OR</p> <p>2.0 g. Dimethomorph + polyram in a lit. water, 5 weeks after transplanting. Repeat the spray 7th, 9th and 11th weeks after transplanting. 200- 250 lit. spray solution required/acre/spray.</p>
Rice earhead bug	Panicle emergence stage	<p>> During milky stage of the crop; spray Malathion 50 EC. at 2.0 ml./lit. of water .</p> <p style="text-align: center;">OR</p> <p>> Dust 8 - 10 kg. Malathion 5 D./acre during morning hours.</p>
Rice Brown plant hoppers	Panicle emergence stage	<p>Spray any one of the following insecticides per lit. water</p> <ol style="list-style-type: none"> 1) Imidacloprid 17.8 SL.- 0.5 ml. 2) Thiamethoxam 25 WG.- 0.7 g. 3) Monocrotophos 36 SL.- 1.5ml 4) Chlorpyriphos 20 EC.- 2.0 ml. 5) Buprofezin 25 EC.- 1.4ml. <p>> Spray solution should reach the base of the plant.</p> <p>> Around 400 to 450 lit. spray solution required/acre.</p> <p>Granular insecticide kg./ac</p> <ol style="list-style-type: none"> 1) Carbofuran 3 G- 8.0 2) Phorate 10 G- 5.0 3) Quinalphos 5 G - 12.0

		N.B: Drain out the water and apply granules. Two days after application light irrigation may be provided.
Red gram wilt	Flowering to pod initiation stage	5.0 g. Trichoderma viridae OR 3.0 g. Carbendazim + Mancozeb 75 WP.then sown. In wilt endemic areas before sowing enriched Trichoderma FYM incorporated to soil OR Sow wilt resistant red gram variety BRG 5 or Maruthi (ICP 8863).
Red gram Sterility mosaic	Flowering to pod initiation stage	Pull out the infested plants and destroy. 20 - 25, 40 - 45 days after sowing spray 2.5 ml. Dicofol 18.5 EC./lit. water. ICP 7035 sterility mosaic resistant red gram variety.
Banana Leaf spot (Cigatoka)	Fruit development	In endemic areas grow resistant banana variety - Sakkare bale. At the time of planting the rhizomes may treated with any one of the Fungicides /lit. water a)Propiconazole 25 EC.- 1.0 ml. b)Theiophenate methyl 70 Wdiv.- 1.0 g. c)Carbendazim 50 Wdiv.- 1.0 g. d)Metham Sodium (Vapom) - 1.0 g. In Mashy area provide drainage.
Field bean pod borer	Pod development	Dust 10 kg. Fenvalrate 0.4 D. OR Malathion 5 D. per acre during morning hours.
Paddy Leaf folder	Panicle emergence stage	Apply any one of the following insecticides per lit. water a) Quinalphos 25 EC. - 2.0 ml. b) Indoxacarb 14.5 SC. - 0.5ml. c) Flubendiamide 48 SC. - 0.08ml. d) Flubendiamide 20 WG. - 0.2 g. Drain out the water and spray the insecticide. 250 - 300 lit. spray mixture requires per acre.
Paddy Bacterial leaf blight	Panicle emergence stage	25 and 50 DAT add 0.5 g. Streptocycline and 2.5 g. Copper oxychloride 50 WP for a lit. Water and spray. 200 to 250 lit. Spray mixture requires/acre/time.
Ginger Rhizome rot	Harvesting stage	2.0 g. Metalaxyl - MZ 72Wdiv. in a lit. water. Before store of seed material soak them in 3.0 g. Mancozeb 75 Wdiv. in a lit. water for 30 min then dry in shade and store.
Pepper Quick wilt and black rot disease	Berry development stage	Drench 10 lit. fungicide mixture/vine viz., 0.125 per cent Metalaxyl - MZ 72Wdiv. OR 2 per cent Copper oxychloride 50 Wdiv. Spray any one of the following fungicide in the month of August - September. Fungicides a)1% Boardeaux mixture + 3 % Potassium phosphonate b)1% Pseudomonas fluorescense. Incorporate Trichogramma (50 g) enriched compost (5 kg.) to the base of the vine.

Block level weather forecast (From 13-11-2024 to 17-11-2024)**H.D. Kote**

Parameter	13.11.2024	14.11.2024	15.11.2024	16.11.2024	17.11.2024
Rainfall (mm)	0	5.6	12.2	3.4	3
Max. temp (°C)	27.2	27.6	27.7	27.7	27.2
Min.Temp (°C)	18.9	20.2	20.2	20.2	19.9
Sky condition (Octas)	6	7	7	6	5
Relative humidity (%) 0830 hours	91.1	92.3	88.9	88.8	94.5
Relative humidity (%) 1730 hours	57.5	59.5	59.4	56.5	60.8
Wind Speed (kmph)	4.6	6.4	8.6	7.1	7.5
Wind Direction	51.3	51.8	57	49.1	54.8

Hunsuru

Parameter	13.11.2024	14.11.2024	15.11.2024	16.11.2024	17.11.2024
Rainfall (mm)	0	6	7.5	4.1	2.8
Max. temp (°C)	26.7	26.6	26.7	27.2	26.9
Min.Temp (°C)	18.8	20	20.1	20	19.8
Sky condition (Octas)	6	8	7	7	6
Relative humidity (%) 0830 hours	90.4	90.8	89.3	87.2	89.8
Relative humidity (%) 1730 hours	58.3	61.6	62.8	58.7	60.3
Wind Speed (kmph)	5.6	8.2	9.2	8	8.7
Wind Direction	45	61.2	69.4	63.4	65.5

K.R. Nagara

Parameter	13.11.2024	14.11.2024	15.11.2024	16.11.2024	17.11.2024
Rainfall (mm)	0	6.4	8.8	4.2	2.5
Max. temp (°C)	26.7	26.5	26.8	26.8	26.9
Min.Temp (°C)	18.9	19.9	20.1	20.1	19.9
Sky condition (Octas)	6	7	7	7	6
Relative humidity (%) 0830 hours	89.7	91.1	89.7	86.5	88.8
Relative humidity (%) 1730 hours	57	60.9	62.7	58.4	59.4
Wind Speed (kmph)	5.9	8.2	9.4	8.6	8.7
Wind Direction	42.5	66.8	72.2	67.7	73.1

Mysuru

Parameter	13.11.2024	14.11.2024	15.11.2024	16.11.2024	17.11.2024
Rainfall (mm)	0	8.6	11.1	5	4.9
Max. temp (°C)	26.7	26.7	26.7	27.1	27
Min.Temp (°C)	19.6	20.5	20.5	20.5	20.2
Sky condition (Octas)	7	8	7	7	6
Relative humidity (%) 0830 hours	93.4	98	96.3	94.2	97.5
Relative humidity (%) 1730 hours	57.2	60	61.2	58.6	59.2
Wind Speed (kmph)	5.6	8	9.8	8.9	9.4
Wind Direction	50.2	63.4	66.2	63.4	67.4

Nanjanagudu

Parameter	13.11.2024	14.11.2024	15.11.2024	16.11.2024	17.11.2024
Rainfall (mm)	0	6.7	7.5	2.5	3.9
Max. temp (°C)	27.2	27.2	27.6	27.6	27.4
Min.Temp (°C)	19.7	20.8	20.6	20.6	20.2
Sky condition (Octas)	7	8	7	7	5
Relative humidity (%) 0830 hours	91.7	95.8	93.4	91.5	96
Relative humidity (%) 1730 hours	56.8	58.3	57.9	57	59.2
Wind Speed (kmph)	4.1	5.5	7.9	6.4	6.5
Wind Direction	45	66.8	74	63.4	70.6

Piriapatna

Parameter	13.11.2024	14.11.2024	15.11.2024	16.11.2024	17.11.2024
Rainfall (mm)	0	5.6	15.4	4.4	3.9
Max. temp (°C)	26.2	26.5	26.2	26.7	26.4
Min.Temp (°C)	18.2	19.7	19.7	19.6	19.2
Sky condition (Octas)	6	8	7	7	6
Relative humidity (%) 0830 hours	92.3	92.4	90.5	89.6	91.1
Relative humidity (%) 1730 hours	58	64.3	63.7	58.8	61.1
Wind Speed (kmph)	5.6	8	8.8	7.9	8.6
Wind Direction	50.2	63.4	70.8	65.8	67.7

T. Narasipura

Parameter	13.11.2024	14.11.2024	15.11.2024	16.11.2024	17.11.2024
Rainfall (mm)	0	5.4	11	2.3	3.7
Max. temp (°C)	27.4	27.2	27.6	27.6	27.4
Min.Temp (°C)	19.9	20.8	20.8	20.8	20.4
Sky condition (Octas)	7	8	7	7	6
Relative humidity (%) 0830 hours	93.5	96.8	97.5	95.8	98
Relative humidity (%) 1730 hours	56.3	59.4	60	58.3	59.6
Wind Speed (kmph)	4.1	6	8.1	6.6	7.8
Wind Direction	45	65	69.1	67.6	68.2

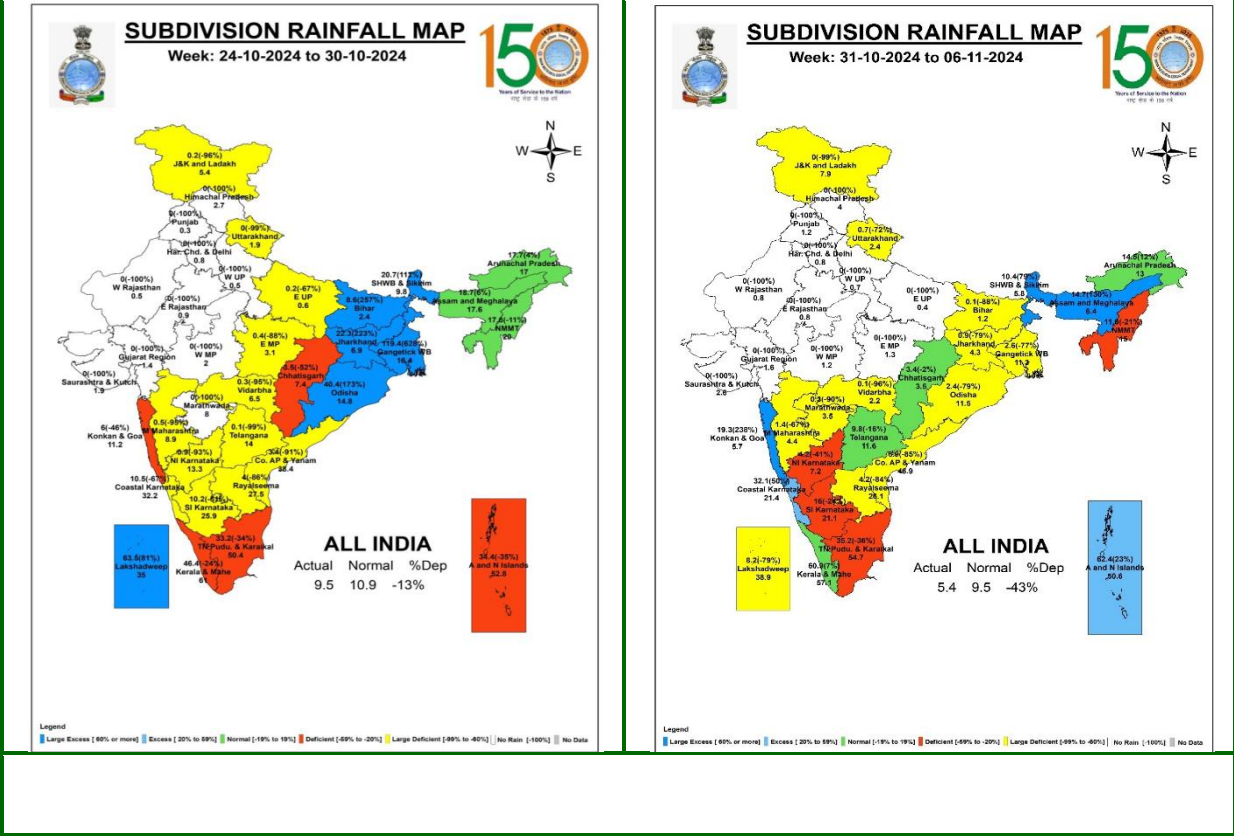
- Download “DAMINI” app to get early warning on lightening and take precautions based on the alert given by the application.
- Kindly download “MAUSAM” APP for location specific forecast & warning & “MEGHDOOT” APP for Agromet advisory
- This information is available in the website: mausam.imd.gov.in

For any information farmers can contact **Dr. C. Ramachandra**, Senior Farm Superintendent/ **Dr. Sumanth Kumar.G.V**, Technical officer over phone No. 0821-259126/ 9535345814.

**AMFU of IMD,
Naganahalli, Mysuru**

वास्तविक वर्षा तथा विस्तारित अवधि पूर्वानुमान
Realized Rainfall and Extended Range Forecast
 (वर्षा और तापमान)
(Rainfall and Temperature)

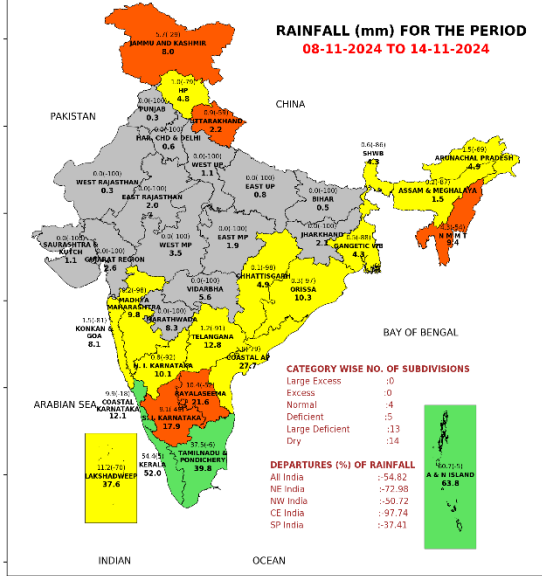
Realized Rainfall
(24th October to 06th November, 2024)



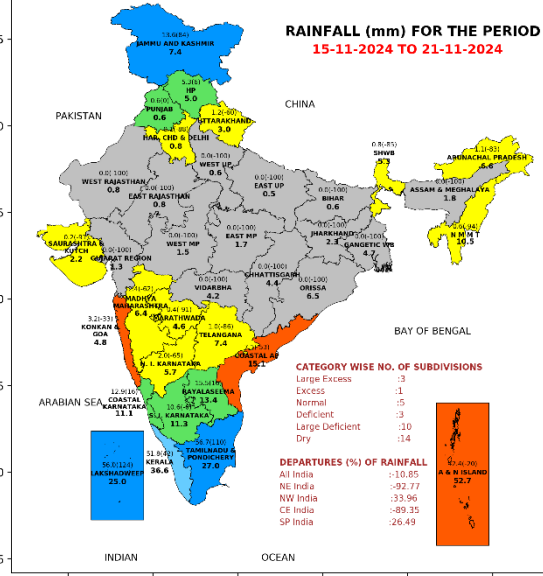
Extended Range Forecast System

Rainfall forecast maps for the next 2 weeks (IC- 06thNovember, 2024) (08th to 21stNovember, 2024)

INDIA METEOROLOGICAL DEPARTMENT Rainfall Forecast Map - Normal RF Based Categories



INDIA METEOROLOGICAL DEPARTMENT Rainfall Forecast Map - Normal RF Based Categories



LEGEND: NO DATA, NO RAIN (-100%), LARGE DEFICIENT (-99% TO -60%), DEFICIENT (-59% TO -20%), NORMAL (19% TO -19%), EXCESS (20% TO 59%), LARGE EXCESS (60% TO 99%)

NOTE: (a) Rainfall figures are based on MME forecast data. (b) Small figures indicates actual rainfall (mm), while bold figure indicates normal rainfall (mm). Percentage departures of rainfall are shown in brackets.

LEGEND: NO DATA, NO RAIN (-100%), LARGE DEFICIENT (-99% TO -60%), DEFICIENT (-59% TO -20%), NORMAL (19% TO -19%), EXCESS (20% TO 59%), LARGE EXCESS (60% TO 99%)

NOTE: (a) Rainfall figures are based on MME forecast data. (b) Small figures indicates actual rainfall (mm), while bold figure indicates normal rainfall (mm). Percentage departures of rainfall are shown in brackets.

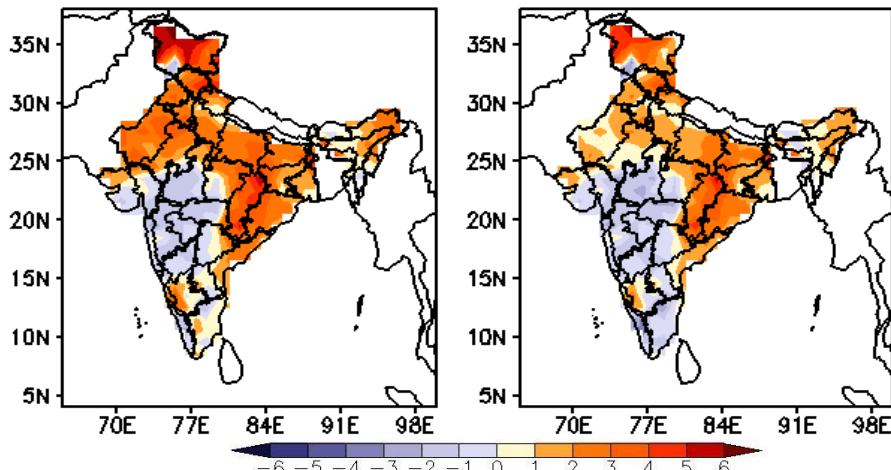
- **Week1 (08.11.2024 to 14.11.2024):** Rainfall is likely over Tamil Nadu, Kerala and some parts of Karnataka & Andhra Pradesh. Above normal rainfall is likely over Tamil Nadu coast.
- **Week 2 (15.11.2024 to 21.11.2024):** Rainfall is likely over Jammu & Kashmir, Tamil Nadu, Kerala and some parts of Karnataka & Andhra Pradesh. Above normal rainfall is likely over Tamil Nadu and south Kerala.

**Maximum and Minimum temperature anomaly (°C) forecast
for the next 2 weeks (IC- 06thNovember, 2024)
(08th to 21stNovember, 2024)**

MME forecast Tmax anomaly (Deg C)

(Week1: 08Nov–14Nov)

(Week2: 15Nov–21Nov)



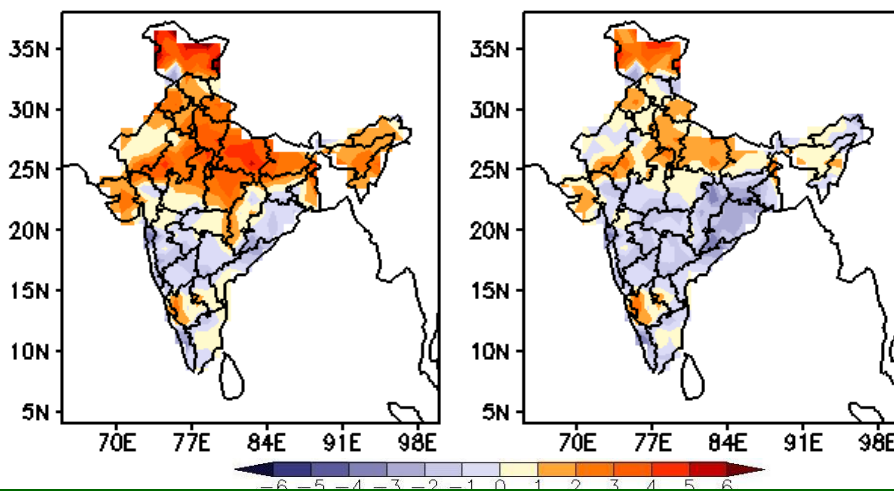
Maximum Temperature (Tmax)

- **Week 1 (08.11.2024 to 14.11.2024) and Week 2 (15.11.2024 to 21.11.2024):** Maximum temperature is likely to be above normal over Northwest, East & Northeast India, Chhattisgarh, Coastal Andhra Pradesh and Karnataka. It is likely to be below normal over parts of Central India and West India.

MME forecast Tmin anomaly (Deg C)

(Week1: 08Nov–14Nov)

(Week2: 15Nov–21Nov)



Minimum Temperature (Tmin)

- **Week 1 (08.11.2024 to 14.11.2024):** Minimum temperature is likely to be above normal over Northwest, East & Northeast India. It is likely to be normal to below normal over rest of the country.
- **Week 2 (15.11.2024 to 21.11.2024):** Minimum temperature is likely to be above normal over parts of Northwest India. It is likely to be below normal in many parts of Central and West India.