

**UNIVERSITY OF AGRICULTURAL SCIENCES, BENGALURU &
INDIAN METEOROLOGICAL DEPARTMENT**



**GRAMIN KRISHI MAUSAM SEWA
AMFU, OFRS, NAGANAHALLI,
MYSURU - 570003**



Date: 20-09-2024

AGRO-ADVISORY BULLETIN FOR CHAMARAJANAGARA DISTRICT

Issued jointly by, UAS, Bengaluru & Indian Meteorological Department

Past Weather Data

Parameter	17.09.2024	18.09.2024	19.09.2024	20.09.2024
Rainfall (mm)	0	0	0	-
Max. Temp. (°C)	32.1	32	32.4	-
Min. Temp. (°C)	18.7	16.7	17.3	-
Sky condition (Octas)	-	-	-	-
Relative humidity (%) 0830 hours	91	91	86	
Relative humidity (%) 1730 hours	65	53	41	-
Wind Speed (km/h)	-	-	-	-
Wind Direction	-	-	-	-

Weather forecast for the next five days (From 21-09-2024 to 25-09-2024)

Parameter	21.09.2024	22.09.2024	23.09.2024	24.09.2024	25.09.2024
Rainfall (mm)	0	0	0	8	12
Max. Temp. (°C)	36.2	35.7	34.1	34.9	35.4
Min. Temp. (°C)	15.6	15.1	15.3	15.6	16.7
Sky condition (Octas)	3	2	7	7	5
Relative humidity (%) 0830 hours	89	91	89	85	88
Relative humidity (%) 1730 hours	45	35	39	40	47
Wind Speed (kmph)	10	12	12	13	15
Wind Direction	283	291	291	288	283

Forecast Summary

As forecast received from IMD, partially cloudy sky with **light rainfall** may be expected from 21.09.2024 to 25.09.2024 in Chamarajanagara district. The day temperature is expected to be 34.1-36.2°C & night temperature is expected 15.1-16.7 °C. The relative humidity in the morning hours is expected to be 85-91% & afternoon relative humidity is expected to be in the range of 35-47%. Wind speed expected to be 10-15 km/ hr.

Recommendations to the farmers:

Crop	Pest/Disease	Damage symptoms	Control measures
------	--------------	-----------------	------------------

Crops and varieties that can be grown in the month of August

Finger millet : Indaf-7, Indaf-9, KMR-301, GPU-45, KMR-316
Paddy : MSN-99
Maize : Hema, Nityashree, MAH-14-5
Rabi Maize : M-35-1, Nose (5-4-1), CSH-10
Popcorn : Amber
Sunflower: KBSH-41, KBSH-42, KBSH-44, KBSH53, KBSH-78, KBSH-85
Soybean: MAUS-2 (Praja), Karune (Vegetable Soybean), KBS-23
Niger: KBN-1, No-71
Cowpea : TVK-944-02E, KBC-1, KBC-2, KBC-9, IT-98456-1, KM-5, KC-8 (K .BC-11)
Horse gram : PHG-9, KBH-1 5209: 2.20-8371, 2.2.A.2-99463 (Vishal), VCF-0517 (Baahubali), 222-18061
Horticulture Crops: Banana, Arecanut, Pineapple, Cauliflower, Onion
Fodder crops:
Maize : African Tall;
Maize: MP Chari, Pusachari, JS-3, GS-20, COFS-29;
Bajra: Dhina Bandhu- 49A;
Cowpea: KBC-2

General recommendations for agricultural activities based on the given rainfall forecast:

- ✓ Since there is light rainfall and rising temperatures, ensure timely irrigation for all crops, especially those in critical growth stages such as vegetative, flowering, and fruiting.
- ✓ Drip irrigation or furrow irrigation can be employed to minimize water wastage and provide consistent moisture to the crops.
- ✓ Apply organic mulches (like straw or dry leaves) around the base of crops to conserve soil moisture, reduce soil temperature, and prevent weed growth.
- ✓ High temperatures can cause nutrient deficiencies. Monitor the crops and apply fertilizers based on soil testing to ensure healthy growth.
- ✓ Foliar sprays of micronutrients can help alleviate nutrient stress caused by dry conditions.
- ✓ Weed competition for water and nutrients should be minimized. Perform manual or chemical weeding based on the crop type.
- ✓ With dry weather and high temperatures, monitor crops for pest infestations, such as sucking pests (aphids, whiteflies), which thrive in such conditions.
- ✓ Use neem-based bio-pesticides or pheromone traps to control pests, and ensure proper field hygiene to minimize disease occurrence.
- ✓ Use shading nets for heat-sensitive crops, especially vegetables, to reduce temperature stress and protect young plants from direct sunlight.

Crop	Stage	Weather-Based Advisory
Field Bean	Harvesting	Harvest mature pods early in the morning to avoid moisture loss. Store harvested beans in a cool, dry place.
Banana	Bunch Development	Apply irrigation at regular intervals to support bunch development. Mulch around the base to retain soil moisture.
Paddy	Vegetative Stage	Provide irrigation as water stress can hinder growth. Avoid waterlogging and maintain a uniform water level in the field.
Ragi	Vegetative Stage	Irrigate the crop to maintain moisture, as the crop is sensitive to drought during the vegetative phase.
Red Gram	Vegetative Stage	Irrigate the crop to avoid moisture stress. Mulching can help conserve soil moisture.

Papaya	Vegetative Stage	Ensure regular irrigation. Lack of water can lead to growth reduction and flower drop. Mulch to retain moisture and prevent weed growth.
Brinjal	Fruiting Stage	Provide adequate water to avoid fruit drop. Monitor for pests and diseases, which may increase with high temperatures and low humidity.
Chilli	Flowering Stage	Water the plants to prevent flower drop. Mulching can help retain soil moisture and control temperature around the roots.
Cotton	Boll Formation	Ensure sufficient moisture for boll development. Irrigation is crucial at this stage to avoid boll shedding due to water stress.
Coconut, Arecanut, Cocoa, Pepper	Various Stages	Irrigate these crops to maintain soil moisture. Mulching and shade management (for cocoa) will help reduce water stress.
Coffee	Berry Development	Regular irrigation is necessary for berry development. Apply mulches to maintain soil moisture. Keep monitoring for pests such as coffee berry borer.
Ginger	Harvesting	Ensure soil moisture for easy harvesting. Harvest early in the morning to avoid moisture loss and preserve the quality of rhizomes.
Sugarcane	Vegetative Stage	Provide irrigation as sugarcane is a water-intensive crop, especially during the vegetative phase. Mulching will help conserve moisture and control weeds.
Coconut black headed caterpillar	Various stages	<ul style="list-style-type: none"> Remove and burn the severely affected fronds. On community basis feed the Manocrotophos 36 SL. to the palm through root. <p>Method: A meter away from trunk, dig out and select brown coloured pencil thickness size root. Cut the root in a slanting position. To the polythene bag (size of 15 cm. length 4 cm. breadth) add 7.5 to 10 ml. Monocrotophos 36 SL. with equal quantity of water, introduce and immerse cut end of the root in insecticide mixture and tie the bag with thread.</p> <ul style="list-style-type: none"> The palm absorb the chemical within a period of 24 hours, if not after 48 hours select another root to feed the chemical. A month after chemical treatment release larval parasites: gravid, Goniozus@ 10 - 12 /palm. <p>Caution: Not to harvest tender coconuts/matured coconuts for 30 days from date of chemical treatment.</p>
Papaya mosaic ring spot virus	Fruit development	<p>Nursery may be raised in 40 - 50 mesh nylon netting for a period of 60 days then plant.</p> <p>Around the garden 2 - 3 rows of African tall Maize should be grown on border crodiv. 30 - 40 days prior to papaya planting. Again after 2 months resowing of Maize by the side of previous Maize crodiv.</p> <p>Throughout the papaya cropping period maintain border crop of Maize.</p> <p>For control of sucking pests spray Dimethoate - 1.7 ml. /lit. water. Periodical spray is necessary.</p> <p>Note: June - July papaya planting can minimise the disease problem.</p> <p>Select disease free seedlings for planting.</p>
Paddy Leaf folder	Vegetative stage	<p>Apply any one of the following insecticides per lit. water</p> <ol style="list-style-type: none"> Quinalphos 25 EC. - 2.0 ml. Indoxacarb 14.5 SC. - 0.5ml. Flubendiamide 48 SC. - 0.08ml. Flubendiamide 20 WG. - 0.2 g.

		Drain out the water and spray the insecticide. 250 - 300 lit. spray mixture requires per acre.
Red gram wilt	Vegetative stage	5.0 g. Trichoderma viridae OR 3.0 g. Carbendazim + Mancozeb 75 WP.then sown. In wilt endemic areas before sowing enriched Trichoderma FYM incorporated to soil OR Sow wilt resistant red gram variety BRG 5 or Maruthi (ICP 8863).
Paddy Yellow stem borer	Vegetative stage	If infestation noticed, apply any one of the following insecticides per lit. water a) Monocrotophos 36 SL. - 1.5 ml. b) Chlorpyriphos 20 EC. - 2.0 ml. c) Flubendiamide 48 SC. - 0.08 ml. d) Flubendiamide 20 WG. - 0.2 g. Granular insecticide - kg./acre a) Fipronil 0.3 G - 10.0 b) Carbofuran 3 G - 8.0 N.B: Before application of granular insecticides, drain out the water and apply granules. Two days after application irrigate lightly.
Coconut	Rhinoceros beetle	Remove the adult beetle from crown of the palm by means of iron hook. Quinalphos 1.5 D. OR Malathion 5 D. mix with equal quantity of sand and plug the hole with mixture. Avoid FYM pits in and around coconut garden OR Mix 350 g.Quinalphos 1.5 D/ 3 m ² of FYM.
Paddy leaf and neck blast	Transplanting to Vegetative	> Seed treatment: Treat the seeds @ 4 g. Carbendazim 50 WP. or Tricyclazole 75 WP. @ 0.6 g./kg. seed. Nursery spray > When seedlings are 10 -12 days old spray any one of the following fungicides to a lit. water. a) Carbendazim 50 WP. - 1.0 g. b) Tricyclazole 75 WP. - 0.6 g. c) Edifenphos 50 EC. - 1.0 ml. d) Kitazin 48 EC. - 1.0 ml. 20 - 25 days after transplanting if disease incidence above 5 per cent sprays any one fungicide mention above. If necessary spray at flowering stage. 200 - 300 lits. spray solution/acre.
Coconut Eriophyid mites	-	Addition to application of recommended NPK add 1 kg. Gypsum, 50 g. Boran, 5 kg. neem oil cake/palm. Spray 80 WP. Sulphur @ 4 g./lit. water on 2 - 6 months old tender nuts. Root feeding the mixture of 7.5 ml. Neemzol. OR 10 ml. Econeem with equal quantity of water.

Poultry and Livestock

Category	Condition	Recommendation
Poultry	General	<ul style="list-style-type: none"> • Use ventilation, exhaust fans, and sprinklers to cool the poultry house. Wet the roof or use a misting system to reduce heat. • Provide cool, clean water with electrolytes and vitamins (e.g., Vitamin C) to reduce heat stress. • Feed during early morning or late evening to avoid heat stress.

		<ul style="list-style-type: none"> Litter Management: Keep litter dry to prevent ammonia build-up and respiratory issues.
Livestock	General	<ul style="list-style-type: none"> Provide fresh, clean water and electrolyte solutions to avoid dehydration and heat stress. Ensure shaded or ventilated shelters. Use fans or sprinklers in sheds to cool livestock. Feed green fodder and silage. Avoid heat-generating feeds like excessive grains. Monitor for signs of heat stress and deworm/vaccinate to prevent disease outbreaks.

Block level weather forecast (From 21-09-2024 to 25-09-2024)					
Chamarajanagara					
Parameter	21.09.2024	22.09.2024	23.09.2024	24.09.2024	25.09.2024
Rainfall (mm)	0	0	0	0.2	3.4
Max. temp (°C)	25.9	26.8	25.6	26.3	25.6
Min.Temp (°C)	16.1	16.1	17.7	17.4	17.7
Sky condition (Octas)	7	2	6	5	7
Relative humidity (%) 0830 hours	90	89	84	86	82
Relative humidity (%) 1730 hours	37	38	44	45	52
Wind Speed (kmph)	14	17	17	18	21
Wind Direction	270	283	257	257	249

Gundlupete					
Parameter	21.09.2024	22.09.2024	23.09.2024	24.09.2024	25.09.2024
Rainfall (mm)	0	0	0	0.1	2.1
Max. temp (°C)	25.4	26.4	25.5	25.7	25.4
Min.Temp (°C)	16.1	16.2	17.6	17.4	17.7
Sky condition (Octas)	7	2	6	5	7
Relative humidity (%) 0830 hours	92	90	88	88	85
Relative humidity (%) 1730 hours	43	43	47	51	55
Wind Speed (kmph)	14	16	16	18	21
Wind Direction	249	249	248	249	248

Kollegala

Parameter	21.09.2024	22.09.2024	23.09.2024	24.09.2024	25.09.2024
Rainfall (mm)	0.4	0	0	1.2	5.6
Max. temp (°C)	29.1	29.6	28.8	29.2	28.1
Min.Temp (°C)	18	18	19.6	19.1	19.1
Sky condition (Octas)	6	1	6	5	7
Relative humidity (%) 0830 hours	91	90	83	88	86
Relative humidity (%) 1730 hours	38	39	44	46	57
Wind Speed (kmph)	14	16	17	18	21
Wind Direction	252	257	252	252	249

Yelandur

Parameter	21.09.2024	22.09.2024	23.09.2024	24.09.2024	25.09.2024
Rainfall (mm)	0.2	0.1	0	1.4	4.8
Max. temp (°C)	27.2	27.8	26.8	27.3	26.4
Min.Temp (°C)	16.7	16.7	18.4	17.9	18.1
Sky condition (Octas)	7	2	6	5	7
Relative humidity (%) 0830 hours	91	90	83	87	85
Relative humidity (%) 1730 hours	37	39	44	46	55
Wind Speed (kmph)	14	17	17	19	21
Wind Direction	252	257	252	252	249

Hanur

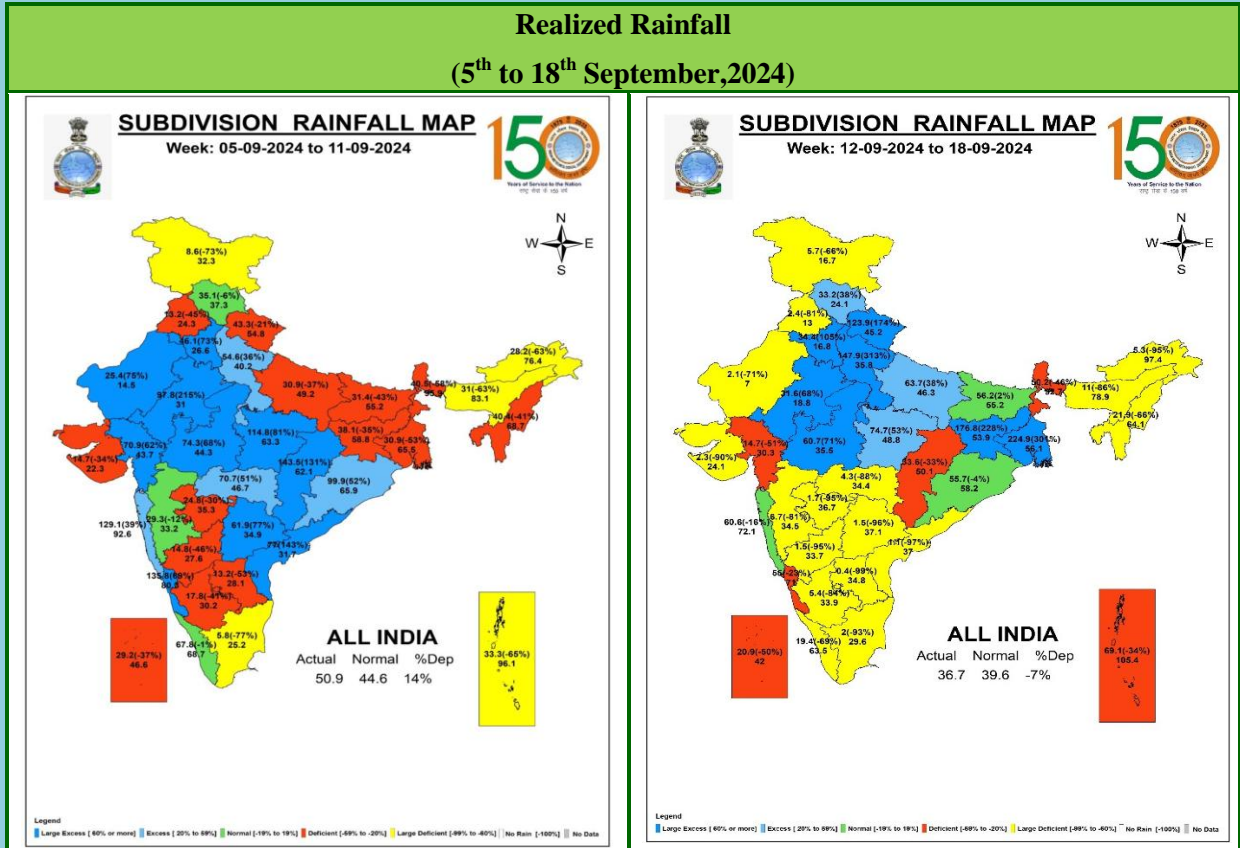
Parameter	21.09.2024	22.09.2024	23.09.2024	24.09.2024	25.09.2024
Rainfall (mm)	0.7	0.3	0	3	9.5
Max. temp (°C)	29.1	29.9	28.9	29.4	27.8
Min.Temp (°C)	18	18	19.5	19.2	19
Sky condition (Octas)	7	2	7	5	7
Relative humidity (%) 0830 hours	95	94	86	91	89
Relative humidity (%) 1730 hours	40	40	46	47	60
Wind Speed (kmph)	11	14	14	16	17
Wind Direction	270	257	270	257	249

- Download “DAMINI” app to get early warning on lightening and take precautions based on the alert given by the application.
- Kindly download “MAUSAM” APP for location specific forecast & warning & “MEGHDOOT” APP for Agromet advisory
- This information is available in the website: mausam.imd.gov.in

For any information farmers can contact **Dr. C. Ramachandra**, Senior Farm Superintendent/
Dr. Sumanth Kumar.G.V, Technical officer over phone No. 0821-259126/ 9535345814.

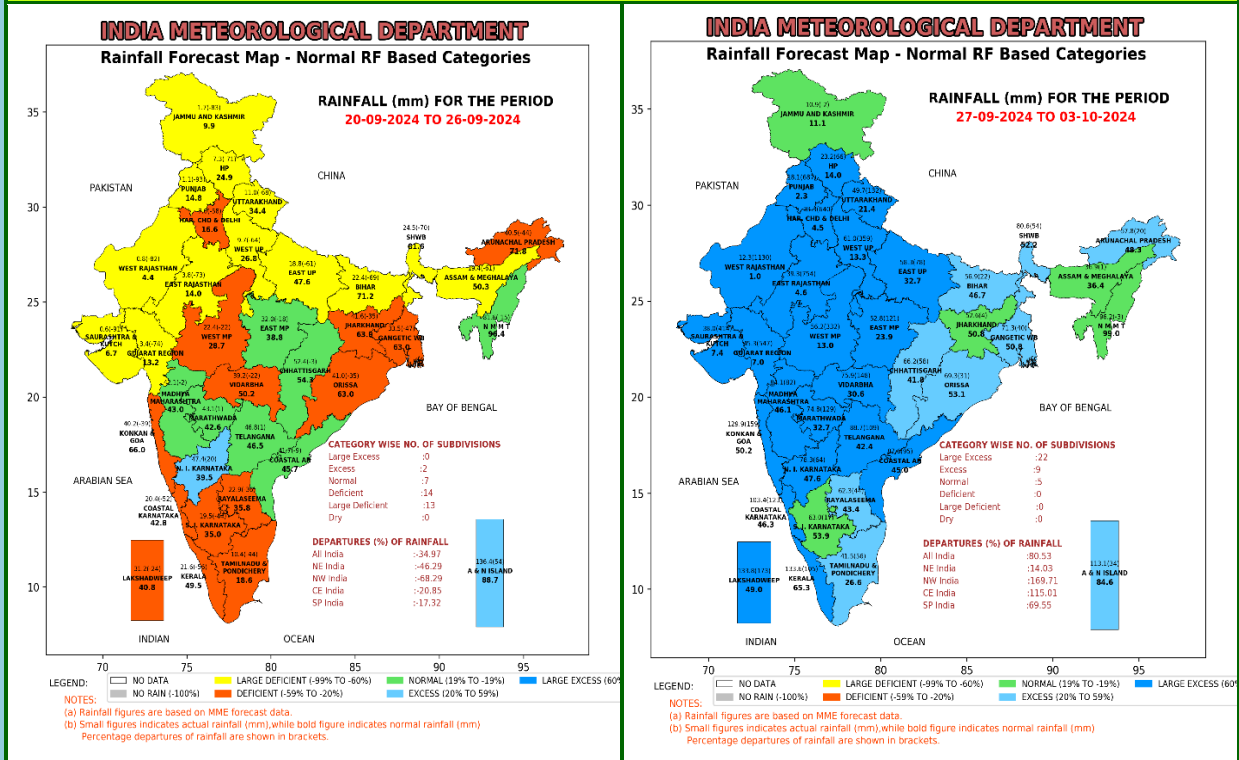
AMFU of IMD,
Naganahalli, Mysuru

वास्तविक वर्षा तथा विस्तारित अवधि पूर्वानुमान
Realized Rainfall and Extended Range Forecast
(वर्षा और तापमान)
(Rainfall and Temperature)



Extended Range Forecast System

Rainfall forecast maps for the next 2 weeks (IC- 18thSeptember, 2024) (20thSeptember to 03rd October, 2024)



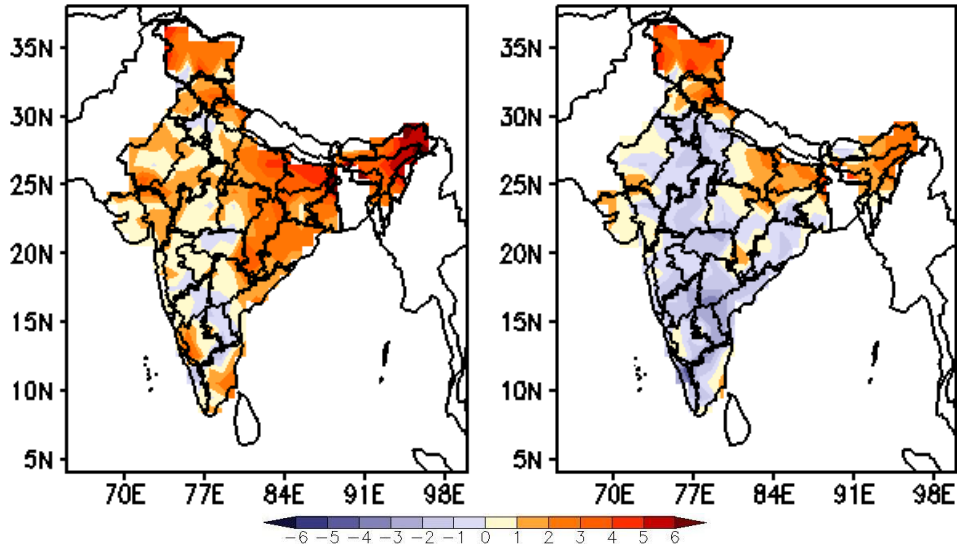
- **Week1 (20.09.2024 to 26.09.2024):** Rainfall is likely to be normal in parts of Northeast India and Central India. Below normal rainfall is likely over East India, Northwest India, Himachal Pradesh, Uttarakhand, Uttar Pradesh, Konkan & Goa, Karnataka and Kerala.
- **Week 2 (27.09.2024 to 03.10.2024):** Rainfall is likely to be above normal over most parts of the country. Rainfall is likely to be normal in Northeast India and Tamil Nadu.

**Maximum and Minimum temperature anomaly (°C) forecast
for the next 2 weeks (IC- 18thSeptember, 2024)
(20thSeptember to 03rd October, 2024)**

MME forecast Tmax anomaly (Deg C)

(Week1: 20Sep–26Sep)

(Week2: 27Sep–03Oct)



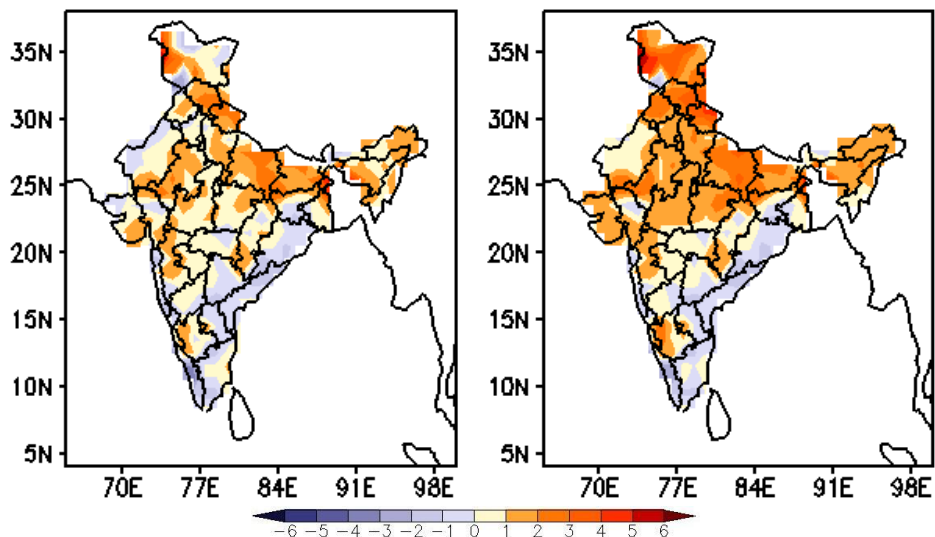
Maximum Temperature (Tmax)

- **Week 1 (20.09.2024 to 26.09.2024):** Maximum temperature is likely to be above normal over most parts of the country.
- **Week 2 (27.09.2024 to 03.10.2024):** Maximum temperature is likely to be above normal over Jammu & Kashmir, Himachal Pradesh, Uttarakhand, East Uttar Pradesh, Bihar and Northeast India.

MME forecast Tmin anomaly (Deg C)

(Week1: 20Sep–26Sep)

(Week2: 27Sep–03Oct)



Minimum Temperature (Tmin)

- **Week 1 (20.09.2024 to 26.09.2024) and Week 2 (27.09.2024 to 03.10.2024):** Tmin is likely to be above normal in most parts of Northwest India, Central India and Karnataka. Tmin is likely to be below normal Eastern coastal states and Kerala.